>>Tischplatte/200-100<<



D **Montageanleitung**	GB **Assembly instructions**	FR **Notice de montage**
TR **Montaj talimatı**	IT **Istruzioni di montaggio**	NL **Handleiding voor de montage**
RU **Инструкция по монтажу**	CZ **Montážní návod**	HU **Szerelési útmutató**
RO **Instrucţiuni de montaj**	PL **Instrukcja montażu**	SK **Návod na montáž**

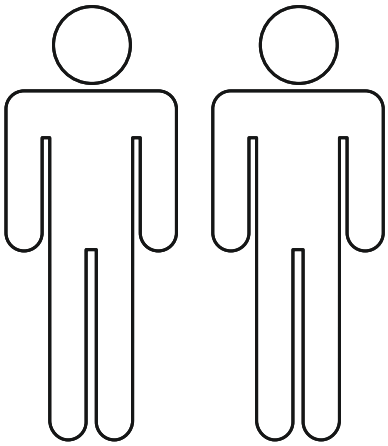

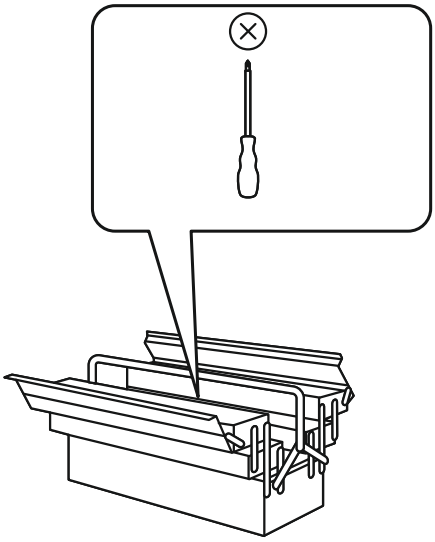

Service • Assistenza • Dienstverlening • Serwis
Servis • Szerviz • Сервисная служба

Name • Nom • Nome • Naam • Nazwa • Jméno • Názov • Név • Denumire • İsim • Название

Tischplatte/200-100

Nr. • No. • N° • Номер • Č • Sz

0546/200-100 P1

Typ • Type • Tip • Típus • Tipo • Тип

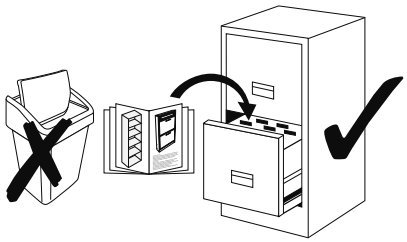

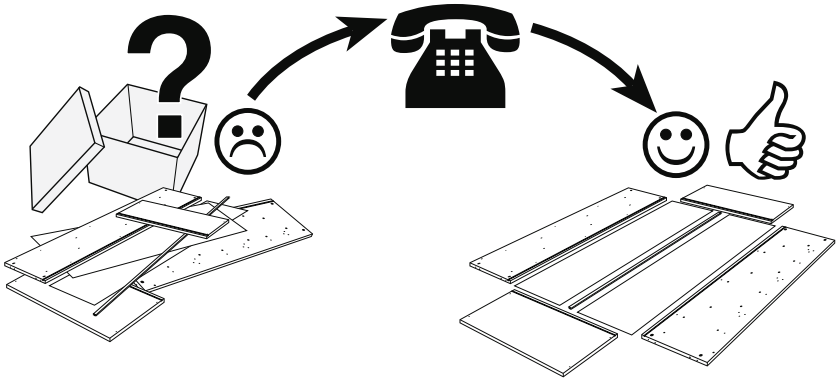

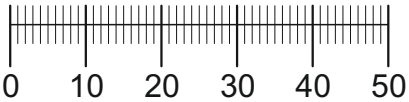

2000 x 1000





(D) **Montageanleitung**
(GB) **Assembly instructions**
(FR) **Notice de montage**
(TR) **Montaj talimatı**
(IT) **Istruzioni di montaggio**
(NL) **Handleiding voor de montage**
(RU) **Инструкция по монтажу**
(CZ) **Montážní návod**
(HU) **Szerelési útmutató**
(RO) **Instrucţiuni de montaj**
(PL) **Instrukcja montażu**
(SK) **Návod na montáž**

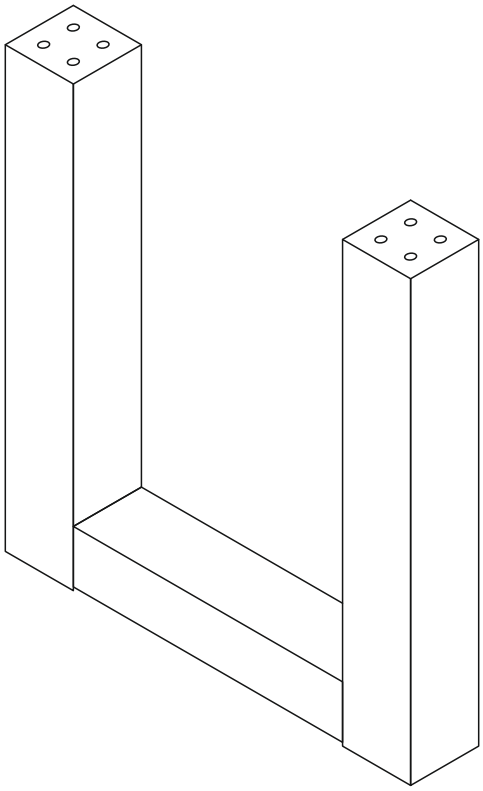

0547_U P2
Untergestell/U

Service • Assistenza • Dienstverlening • Serwis
Servis • Szerviz • Сервисная служба



Colli 1/1 : (1) (2) Beutel 1/2, 2/2

Beutel 1/2

1-184	16x

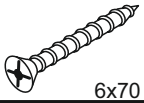

Beutel 2/2

1-241	1x	SW 5	1-242	1x	SW 6	1-360	4x	1-362	4x	6x50	1-364	4x	2-104	8x	8x40
2-166	16x		5-130	1x	LEIM										

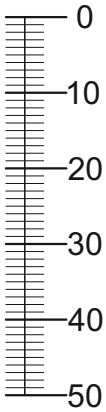

Colli 1/1



67,0 x 89,8

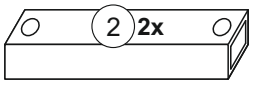

35,64 x 79,8

1

1-242	1x	SW 6	1-360	4x	2-166	16x

1

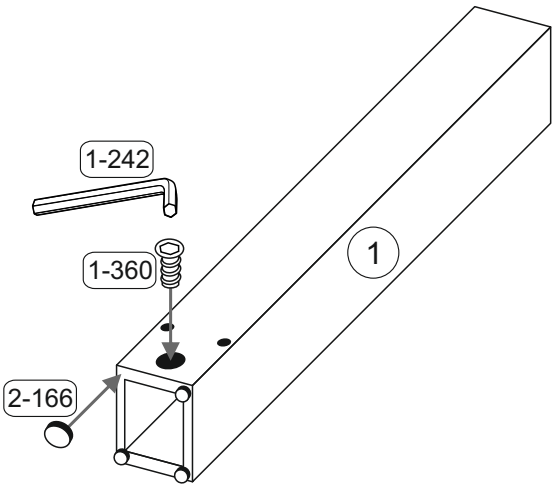

2

1-241	
1x	SW 5
1-362	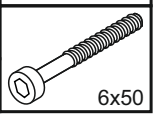
4x	6x50

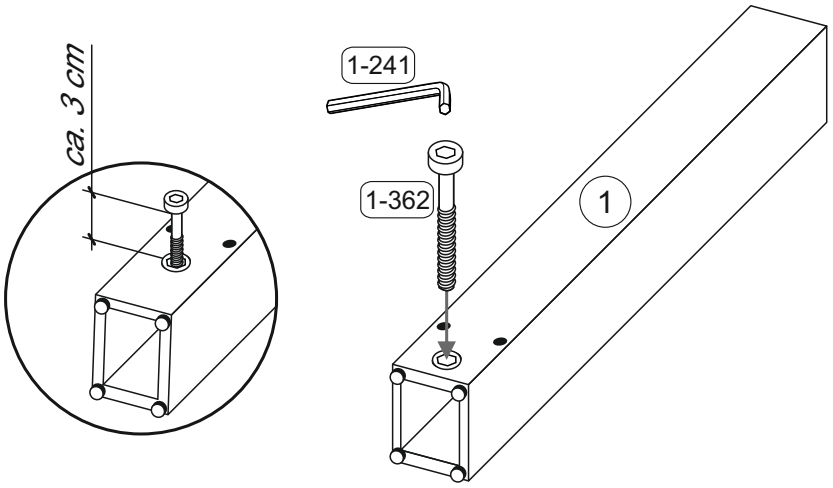

3

2-104		5-130	
8x	8x40	1x	

2

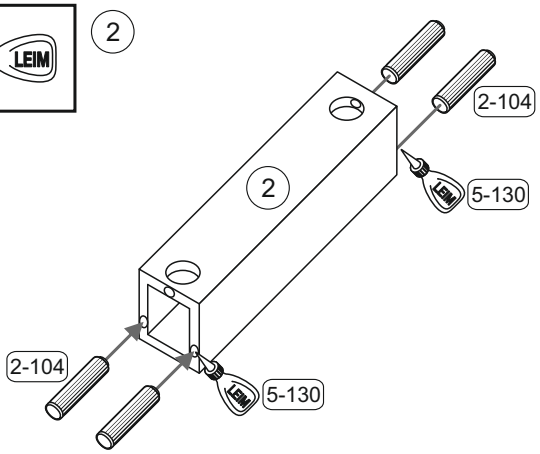

4

5-130	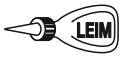
1x	

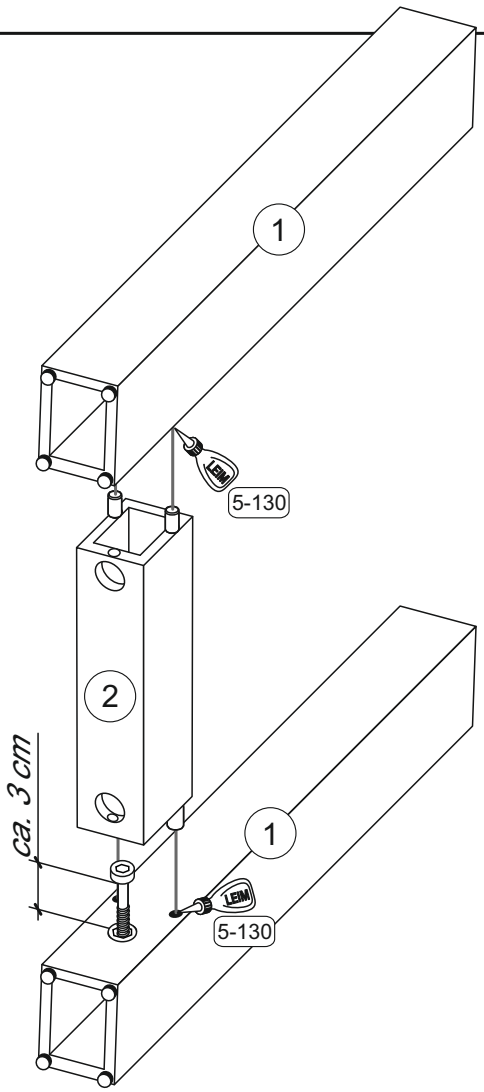

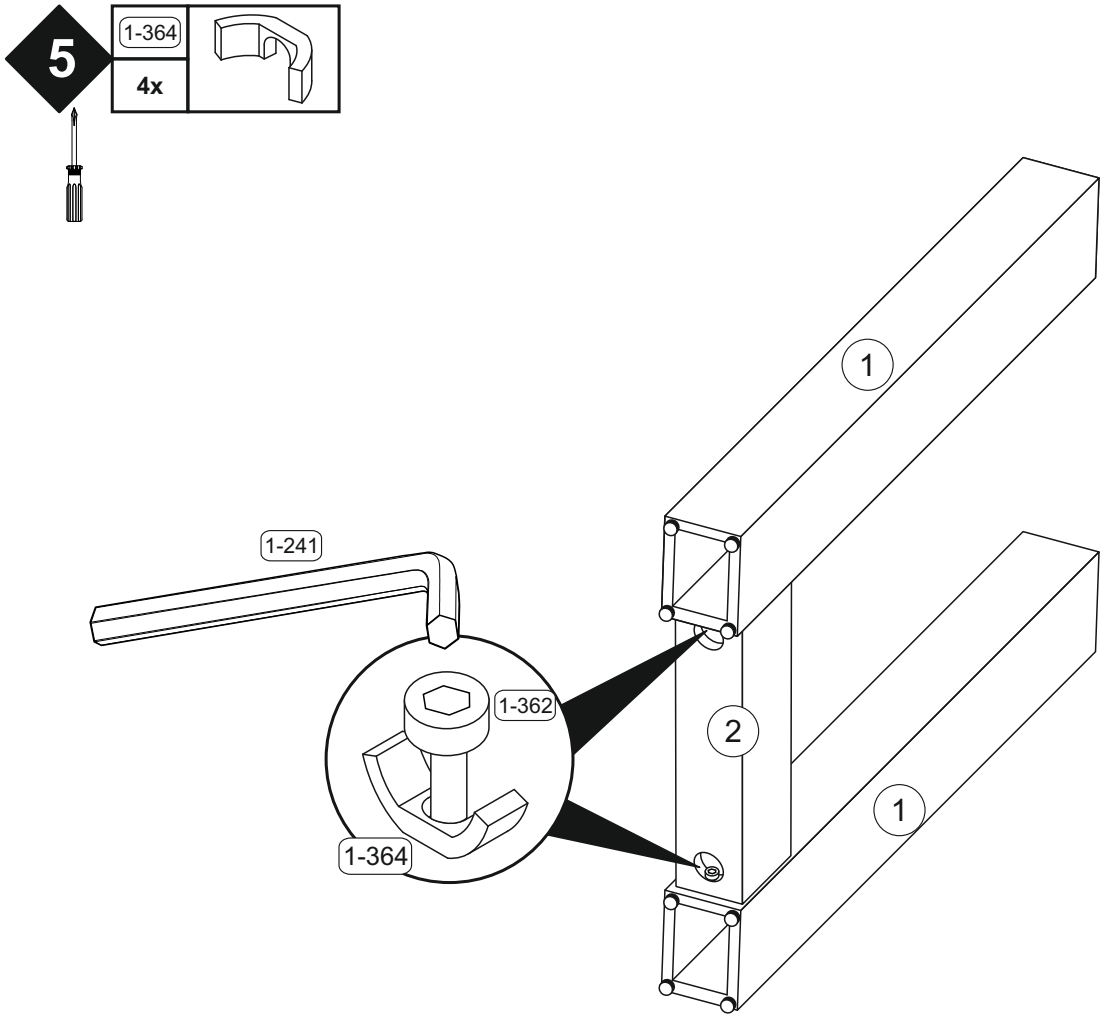
5
1-364
4x
1
1-241
1-362
2
1
1-364

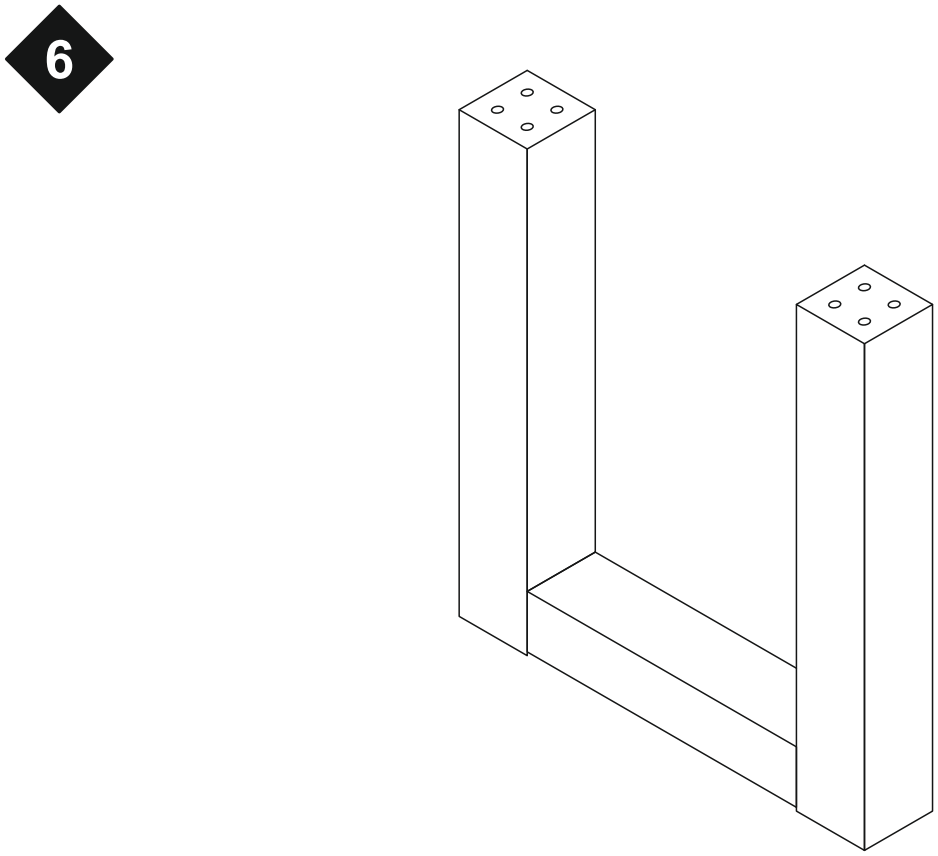
6

(D) **Montageanleitung**
(GB) **Assembly instructions**
(FR) **Notice de montage**
(TR) **Montaj talimatı**
(IT) **Istruzioni di montaggio**
(NL) **Handleiding voor de montage**
(RU) **Инструкция по монтажу**
(CZ) **Montážní návod**
(HU) **Szerelési útmutató**
(RO) **Instrucţiuni de montaj**
(PL) **Instrukcja montażu**
(SK) **Návod na montáž**

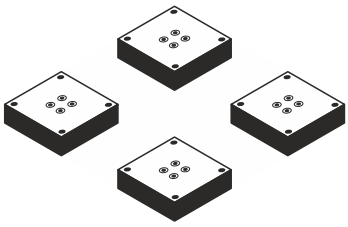

Art.Nr. : 0547

Mittelteile

Service • Assistenza • Dienstverlening • Serwis Servis • Szerviz • Сервисная служба



Colli 1/1 : (1) Beutel 1/1

Beutel 1/1

(1-183)	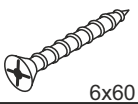 6x60
16x	

Colli 1/1

(1) 4x
156 x 156

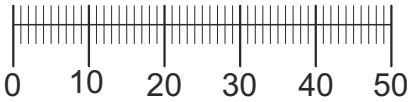

1

(1-184)	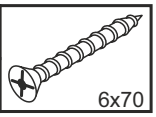 6x70
16x	

(1)

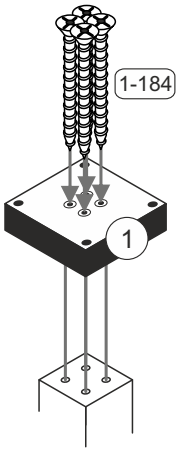

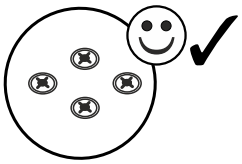



Die Schrauben (1-184) befinden sich im Packstück vom Fuß.

2

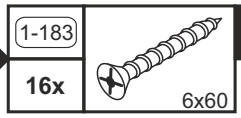

Mister A

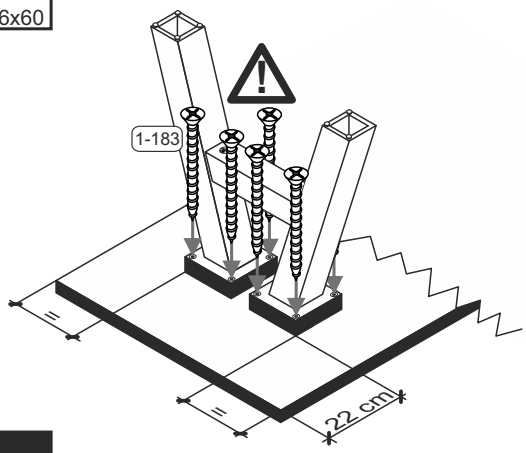

Mister U

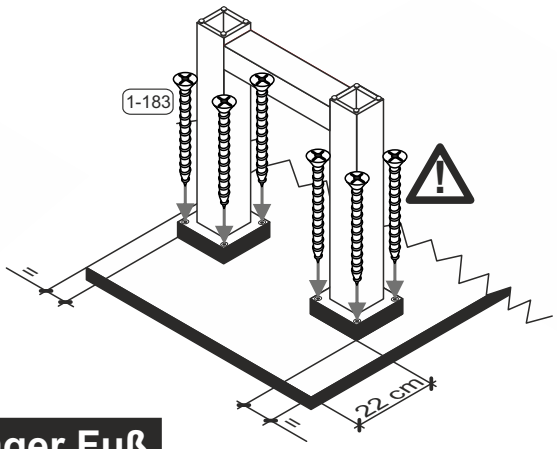

Mister X

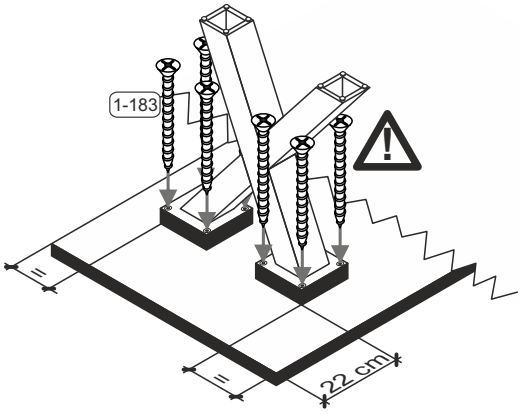

schräger Fuß

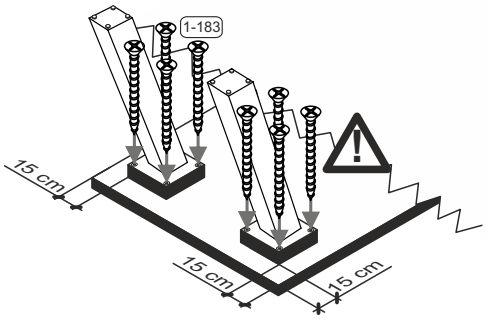

Stern

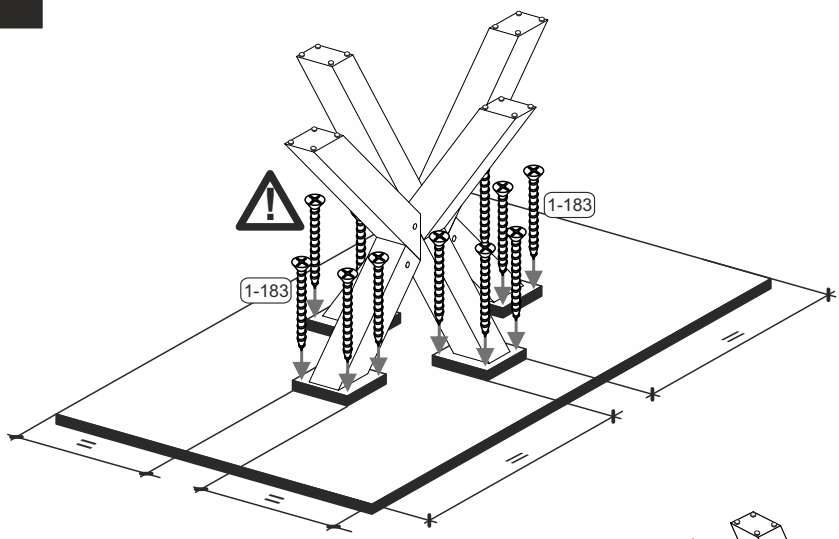

Stern lang

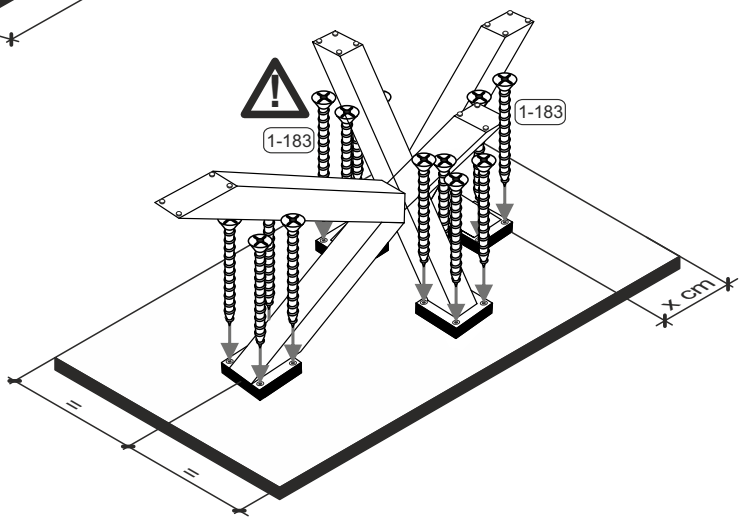

x bei 140 cm = 10 cm
x bei 160 cm = 20 cm
x bei 180 cm = 30 cm
x bei 200 cm = 40 cm
x bei 220 cm = 50 cm