

Carolina MA 100x200

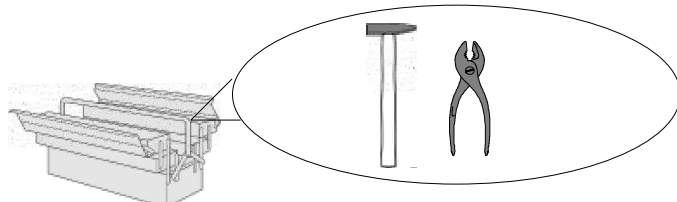
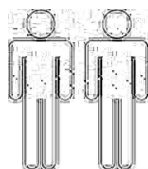


- | | |
|---------------------------------------|---|
| D Montageanleitung | GB Assembly instructions |
| NL Handleiding voor de montage | PL Instrukcja montazu |
| TR Montaj talimati | RU Инструкция по монтажу |
| RO Instrucțiunile de instalare | I Istruzioni per l'installazione |
| F Instructions d'installation | SK Pokyny k inštalácii |
| CZ Pokyny k instalaci | H Telepítési utasítások |



48618105

Ausgabe:
20120104




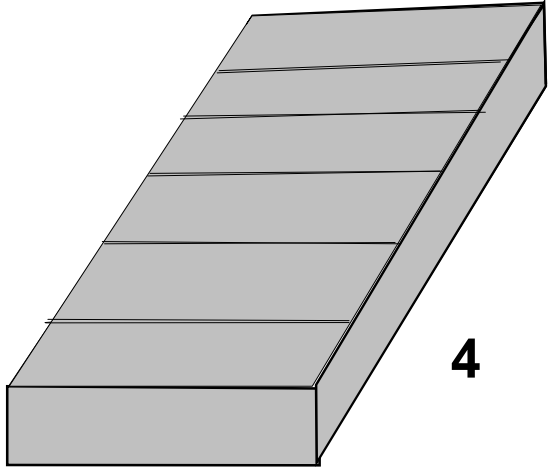
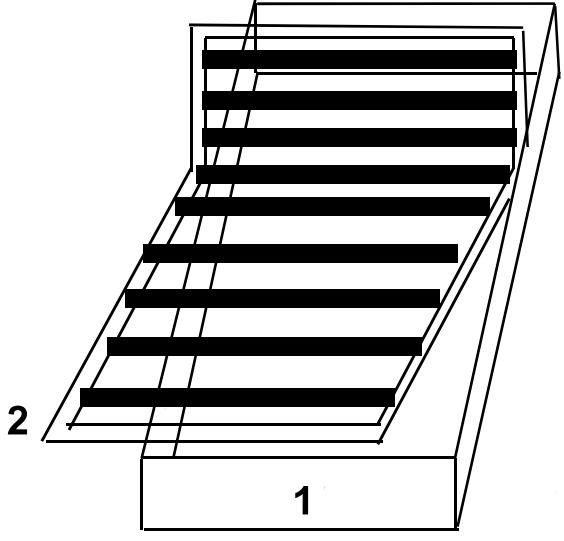
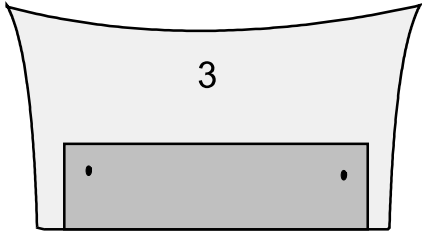
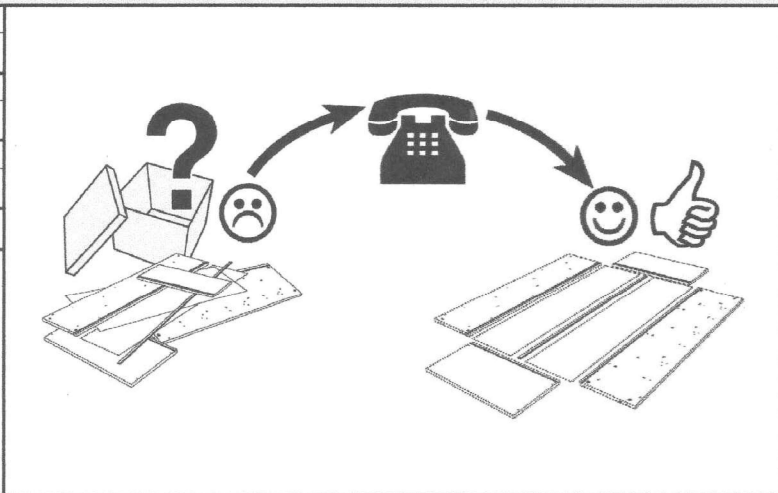
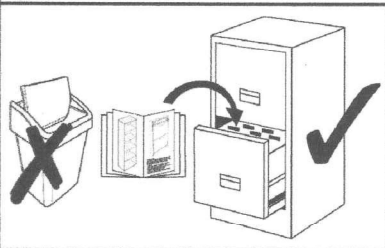
Service • Dienstverlening • Serwis • Servis • Сервисная служба



Name • Naam • Nazwa • İsim • Название
Carolina MA

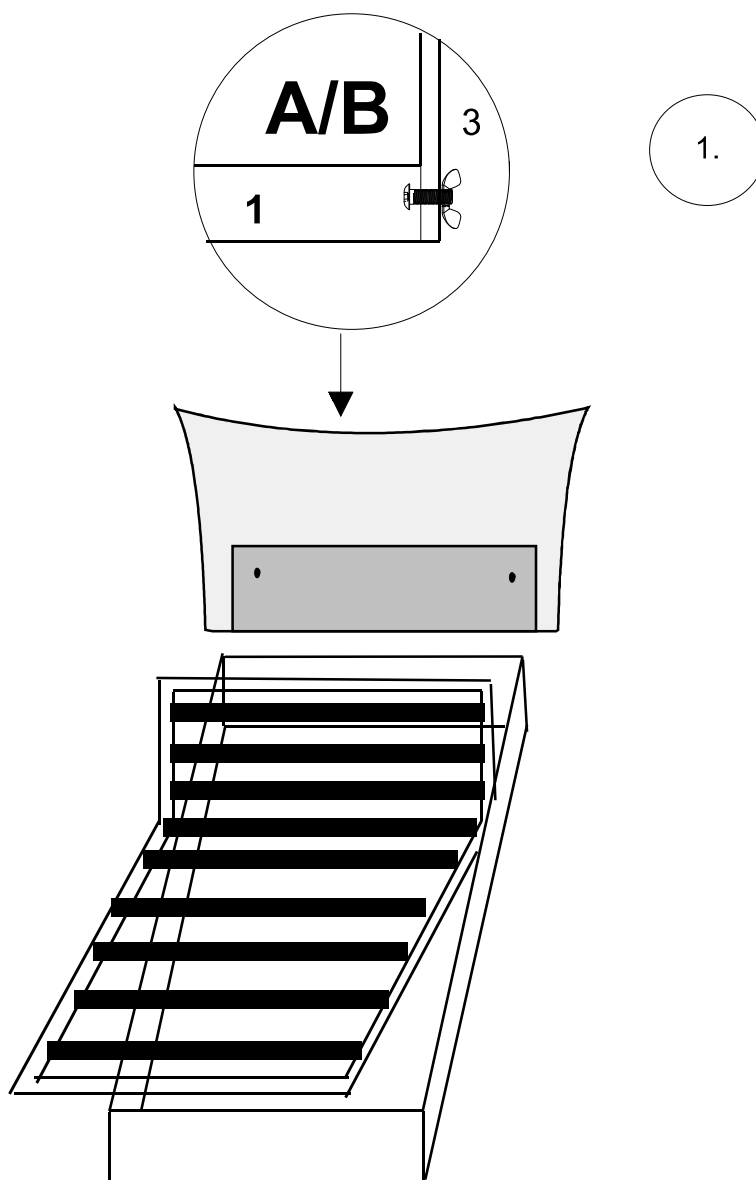
Nr. • No. • Номер
48618105

Typ • Type • Тип • Тип
100 x200

 **schwarz/weiß/beige**



A	2X	B	2X
			
<i>M 8 X 60</i>		<i>M 8</i>	



2.

D Rahmen in gewünschte Position bringen, Matratzen einlegen

GB Bed frame into the desired position, load mattresses

NL Bedframe in de gewenste positie, de belasting matrassen

PL SZAFY w odpowiedniej pozycji, załadowac materace

TR İstediginiz pozisyona Yatak çerçeve, yük minder

RU Каркас кровати в нормальное положение и вставить матрас

RO Rame de pat în poziția dorită, de încărcare saltele

I Struttura letto nella posizione desiderata, caricare materassi

F Cadre de lit dans la position souhaitée, la charge matelas

SK Rám postele do požadovanej polohy, zataženie matracc

CZ Rám postele do požadované polohy, zatížení matracc

H Ágykeret a kívánt helyre, teher matraccok