

LKZ:80050

Modellname / Model name / Nom du modèle / Modelnamn
 Nome modello / Název modelu / Modelnaam / Ime modela
 Numéro Modelo / Modell neve / Название модели /
 Názov modelu / Ime modela / Denumire model /
 Наименование на модела / Nazwa modelu

Hochschrank

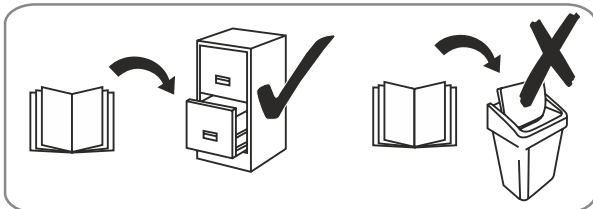

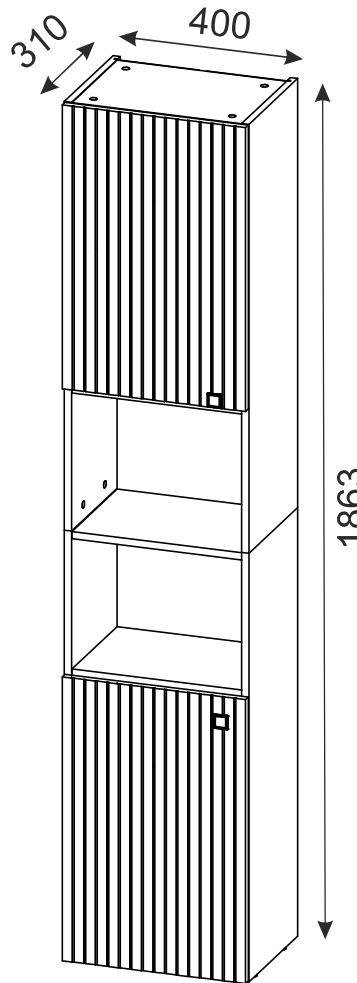
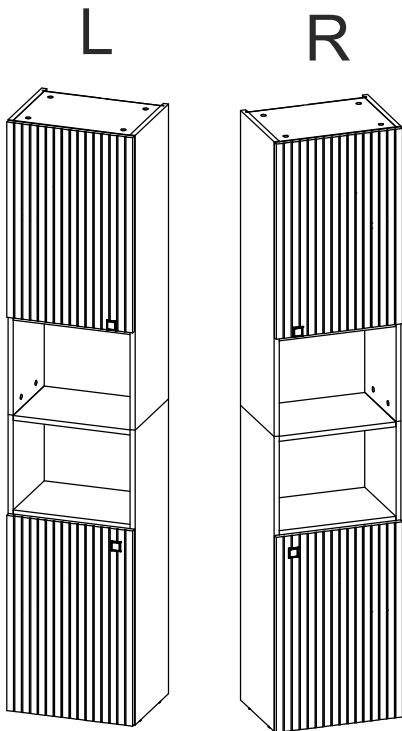
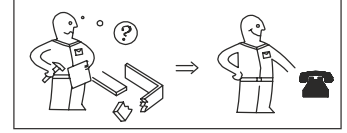



Modellnummer / Number / Numéro du modèle
 Numero / Номер на модела / modello
 Číslo modelu / Modell száma / Éislo modelu
 Številka modela / Număr model / Broj modela
 Modelnummer / Numer modelu

2337-101-42

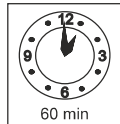
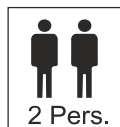
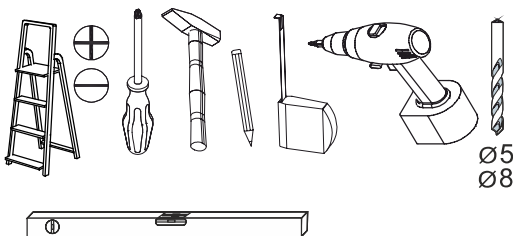
Type / Tipo / Tipus / Typ / Тип / Tip

101

10.11.2023



**Wichtig - Für spätere Verwendung
 aufbewahren - sorgfältig lesen!**



festziehen / tighten / Затягивать /
 serrer / stringere / utåhnut / vasttrekken /
 zategnuti / strångere / zwiazać / zacisnąć /
 szorosan meghúzni / pevne dotiahnut /
 trdno pritegniti / затянуть / dra át



eindrücken / press in / enfoncer / wcisnąć /
 ribattere / zatláčit / Вкчайте / indrukken /
 benyomni / stlačit / vtsniti / tryck in /
 introducere prin apăşare / вдавить



ausmessen / measure / mesurer /
 misurare / ometen / izmeriti / miara /
 kimérni / izmeriti / măsurare / измерить /
 změřit / Измерете / mät upp / zmierzyc



drücken / press / presser / stisknout /
 Натиснете / vtsniti / nasinac / drukken /
 pritisnuti / nacisnac / pritsniti / нажать /
 (meg)nyomni / apăşare / tryck fast / nacisnąć



einschlagen / hammer in / beverni / slå in /
 frapper au marteau / infossare / Zabit' /
 zarazit / Набийте / zabiti / wbić /
 introducecere prin bătaie / забить / заллout



Drehen - wenden / przekrećić - odwrócić /
 Keren - omdraaien / Girare - Ruotare /
 Okrenuti - ubnuti / Retourner - renverser /
 Turn over - turn around / Otočte - obratite /
 Zавъртете - обърнете / Obrnite list /
 Întoarceţi - rotiţi / Vrid runt - vänd /
 прокрутит - повернуть / otočit - obrátit /
 elforgatni - megfordítani

LKZ:80050

Modell name/Model name/Nom du modele/Modellnamn
Nome modello/Název modelu/Modelnaam/Ime modela
Número Modello/ Modell neve/ Название модели /
Názov modelu/Ime modela/Denumire model/
Наименование на модела /Nazwa modelu

Hochschrank

Modellnummer/Number/Numérodu modele
Numero/ Номер на модела/modello
Číslo modelu/Modell száma/Eislo modelu
Številka modela/ Numár modelu /Broj modela
Modelnummer/Numer modelu

2337-101-42

Type/Тipo/Tipus/Typ/Тип/Tip

101

10.11.2023

D Unser Direktservice für Beschlagteile
Sollte Ihnen ein Beschlagteil fehlen, können Sie diese Servicekarte direkt an die untenstehende Adresse mailen. Wir können allerdings nur Beschlagteile auf diesem Wege verschicken. Sollten Sie eine andere Beanstandung an Ihrem Möbelstück haben, so wenden Sie sich bitte direkt an Ihr Möbelhaus.

GB Our direct order service for fitting
If a fitting part is missing, you can e-mail this service card directly to the address below. However, we can only send fitting parts in this way. If you have any other cause for complaint concerning your item of furniture, please contact your furniture store directly.

CZ Naše přímé služby pro kování
Chybí-li vám nějaký díl z kování, můžete tuto servisní kartu odeslat e-mailem přímo na níže uvedenou adresu. Touto cestou však můžeme zoslat jen díly kování. Pokud byste reklamovali jiný díl nábytku, obraťte se přímo na svého prodejce nábytku.

F Bien étudier la notice de montage
Si il vous manque une ferrure, veuillez envoyer directement la présente carte service à l'adresse e-mail indiquée ci-dessous. Cependant, ceci nous permet uniquement d'envoyer des ferrures. Pour tout autre type de réclamation concernant votre meuble, veuillez contacter directement votre magasin d'ameublement.

I Il nostro servizio diretto per l'ordine della ferramenta
Qualora Vi dovesse mancare un pezzo di fissaggio, allora Vi preghiamo di inviare questa carta di servizio immediatamente all'indirizzo sottostante. Possiamo inviare i pezzi di fissaggio solamente per mezzo di questo procedimento. Qualora dovete avere qualche altra reclamazione in merito al mobile, allora Vi preghiamo di rivolgerVi direttamente al Vostro Negozio di mobili.

BG Нашата директна услуга за обков
Ако липват части от комплекта, попълнете настоящата сервисна карта и ни я изпратете на e-mail адреса, посочен по-долу. По този начин можем да доставяме само липващи елементи от обкова. Ако установите други дефекти по мебелите, Ви съветваме да се обърнете към мебелната къща/магазин, от който сте закупили стоката.

NL Onze directservice voor losse onderdelen
Wanneer er een onderdeel ontbreekt, kunt u deze servicekaart direct aan onderstaand e-mailadres sturen. Wij kunnen langs deze weg echter alleen beslagdelen versturen. Mocht u een ander probleem aan uw meubel hebben, verzoeken wij u contact op te nemen met uw meubeldealer.

PL Nasz bezpośredni serwis części montażowych
Jeżeli brakuje części koniecznych do montażu, prosimy o przesłanie nam niniejszej karty serwisowej na niżej podany adres e-mailowy. W ten sposób możemy przesałać Państwu tylko brakujące części. W przypadku innych reklamacji dotyczących mebla, prosimy zgłosić się do salonu meblowego, w którym został dokonany zakup.

HR Servis za okove
U slučaju da nedostaje neki od dijelova molimo vas da na dolje navedenu mail adresu pošaljete ovaj servisni obrazac. Na ovaj način mogu se dostaviti samo okovi. U slučaju da imate dodatne prigovore vezane uz komad namještaja molimo vas da se obratite izravno trgovini namještaja gdje je isti kupljen.

HU Direktszoigálatunk vasalatok esetén
Ha hiányzik egy vasalat, ezt a kártyát közvetlenül elküldheti az alább található címre. Azonban csakis vasalatokat tudunk így küldeni. Amennyiben másfajta reklamáció áll fenn bútordarabját illetően, forduljon közvetlenül a bútorkárhoz.

SK náš priamy servis pre časti kovania
Ak by Vám chýbala nejaká časť kovania, môžete poslať túto servisnú kartu poslať e-mailom na nižšie uvedenú adresu. Diely kovania vieme poslať iba týmto spôsobom. Ak by ste mali inú reklamáciu ohľadom Vašho nábytku, obráťte sa priamo na Vašu predajňu nábytku.

SLO Naše direktno uslužne storitve za okovje
Če vam manjka kakšno okovje, lahko to servisno kartico pošljete po e-pošti direktno na spodnji naslov. Po tej poti vam lahko pošljemo samo okovje. Če želite reklamirati kakšen drug del pohištva, se obrnite neposredno na vašo trgovino pohištva.

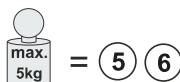
RO Service-ul nostru direct pentru feronerie
In cazul in care va lipsesete o piesa de feronerie puteti sa trimiteți direct acest card de service prin e-mail la adresa de mai jos. Noi nu putem expedia piese de feronerie decât pe această cale. Dacă aveți o altă reclamație referitoare la piesa de mobilier, atunci vă rugăm să vă adresați direct la magazinul dvs. de mobilă.

RUS Наш прямой сервис для поставок фурнитуры
Если окажется, что Вам не хватает того или иного элемента фурнитуры, Вы можете отправить сервисную карту по факсу непосредственно на нижеприведенный адрес электронной почты. Однако, таким образом мы можем пересылать лишь фурнитуру. Если же у Вас возникнут иные претензии относительно приобретенной мебели, пожалуйста, обращайтесь непосредственно в организацию, осуществившую продажу.

S Vir direktservice för beslagsdelar:
Om du saknar en beslagsdel kan du skicka detta servicekort direkt till e-postadressen som anges nedan. Tänk på att detta är den enda möjligheten att skicka beslagsdelar till dig. Om du vill reklamera din möbel av en annan anledning måste du kontakta ditt möbelhus direkt.

ES Nuestro servicio directo para accesorios
Si le falta algún accesorio, puede enviar esta tarjeta de servicio directamente a la siguiente dirección. No obstante, por este método solo podemos enviar accesorios. Si tiene alguna otra objeción sobre su mueble, consulte directamente con su mueblería.

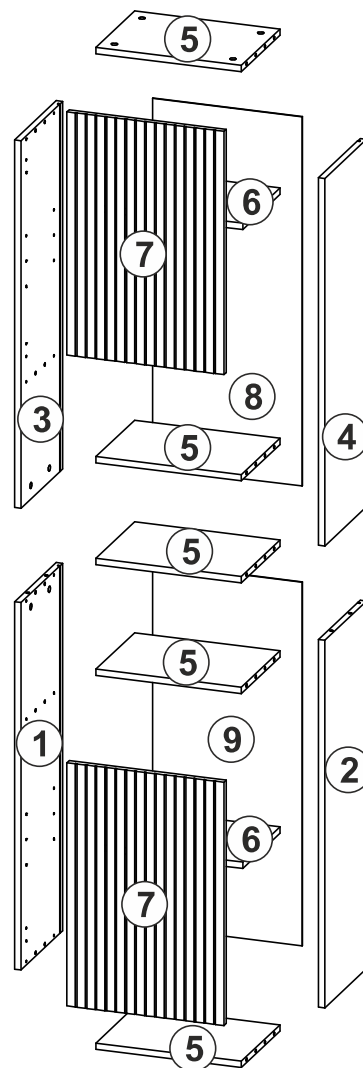
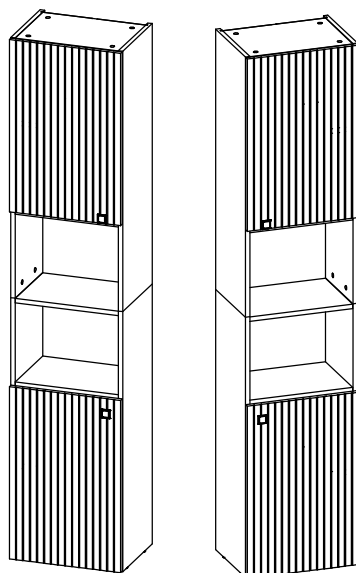
TR Donatılar için doğrudan servisimiz
Bir donatınız eksikse bu servis kartını doğrudan aşağıda bulunan adrese doğrudan mail yazabilirsiniz. Sadece bu yolla donatılar gönderiliriz. Mobilyanızda başka şikayetleriniz varsa lütfen doğrudan mobilya satıcınıza danışın.



Nr.	Maße mm	Colli	Anzahl
1	929 290	16 1/1	1
2	929 290	16 1/1	1
3	929 290	16 1/1	1
4	929 290	16 1/1	1
5	368 269	16 1/1	5
6	367 260	16 1/1	2
7	621 397	16 1/1	2
8	378 933	2,5 1/1	1
9	378 919	2,5 1/1	1
Bl		1/1	1

L

R



MA_233710142_V1_PureBliss_101

Grund der Beanstandung / Cause for complaint:

Möbelhaus / Furniture store:

Kunde / Customer:

Telefon / Telephone:

PLZ / Postcode:

Ort / City:

Str.+Nr. / Street address

@E-Mail:

E-Mail Kundenservice / Customer service e-mail / E-mail servisního střediska / E-mail de notre service clientèle / e-mail servizio clienti / E-mail на отделна за обслужаване на клиенти / E-mail klantenservice / E-mail servisu dla klientów / Servisna mail adresa / Az ügyfélszolgálat e-mail címe / E-mail zákaznického servisu / E-pošta Servisna služba / E-mail Servisni klienti / E-Mail сервисной службы / E-poštadress kundservice / Servicio de atención por correo electrónico / Müşteri hizmetleri e-postası

service-tt@trendteam.eu
Hotline Trendteam:
0049-(0)5233-9550367
Fax: 0049-(0)52339550467

LKZ:80050

Modell name/Model name/Nom du modele/Modellnamn
Nome modello/Název modelu/Modelnaam/Ime modela
Número Modelo/ Modell neve/ Название модели /
Názov modelu/Ime modela/Denumire model/
Наименование на модела /Nazwa modelu

Hochschrank

Modellnummer/Number/Numérodumodelle
Numero/ Номер на модела/modello
Číslo modelu/Modell száma/Eíslo modelu
Številka modela/ Numár model /Broj modela
Modelnummer/Numer modelu










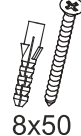



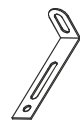




2337-101-42

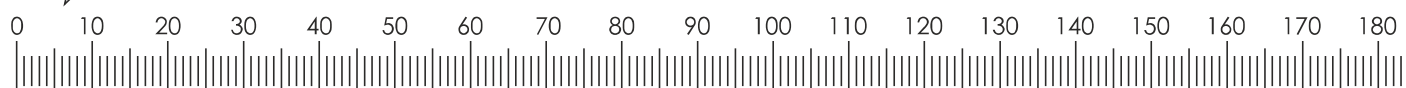
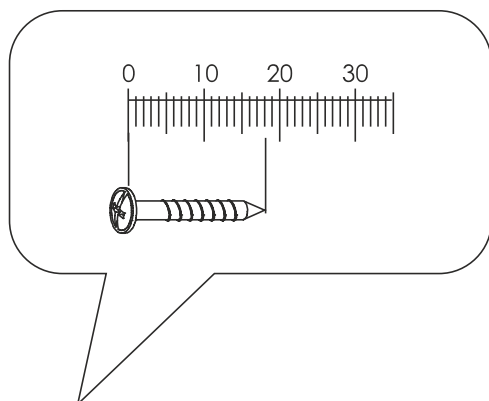
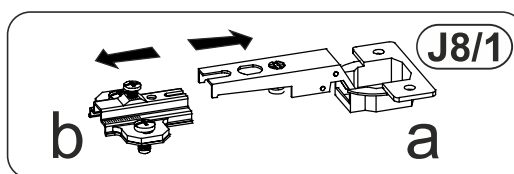
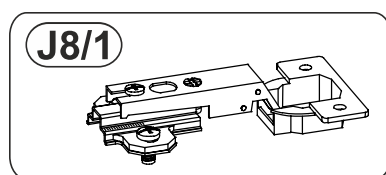
Type/Типо/Tipus/Typ/Тип/Tip

101

10.11.2023

B1 (COLLI 1/1)

A0/1  Ø8x30 x20	C0/11  x28	C2  x20	C7  16mm x28	C22/5  Ø5 x10	C30  x4	D5  3,5x16 x22	D36  3.5x16 x10	J8/1  a b x4	E0  8x50 x1	H2  4x22 x2
M1  x12	M3  x2	P0  x1	Q0  x8	T3  x4	U0  x4	L150  x2				



Değerli müşterimiz, evde kullanım için tasarlanan iç mekan programımızdan bir mobilya satın aldığınız için teşekkür ederiz. Lütfen teslimat kapsamının eksiksiz olup olmadığını kontrol edin ve montajdan önce aşağıdaki önemli bilgileri dikkatlice okuyun ve daha sonra üçüncü şahıslar tarafından da kullanılmak üzere saklayın.

Mobilyalarımız amaçlandığı şekilde kullanılmalıdır. Amacı dışında kullanımı, maddi hasarlara veya bazı durumlarda kişisel yaralanmalara neden olabilir. Mobilyalar çocuk oyuncakları değildir. Üretici veya satıcı, amacı dışında veya yanlış kullanımdan kaynaklanan hasarlar için hiçbir sorumluluk kabul etmez.

D İ K K A T: Çocuklar veya zihinsel engelli kişiler, yaralanma ve/veya bozulma riski bulunduğundan, mobilya parçalarından, sivri uçlu nesnelere, küçük parçalardan ve ambalaj malzemelerinden daima uzak tutulmalıdır.

M O N T A J: Montaj sırasında lütfen işletim, kullanım, kurulum veya montaj talimatlarınıza uyun ve uyan ve güvenlik talimatlarına özellikle dikkat edin. Talimatlara uyulmaması, kişisel yaralanmaya veya mobilya hasarına/güvenlik riskine neden olabilir.

Montaj / kurulum konusunda zorluk yaşıyorsanız, lütfen servis ekibimize iletişime geçin. Ekibimiz tavsiyeleriyle ve destekleriyle size yardımcı olacaktır. Montaj sadece uzman kişiler tarafından yapılmalıdır.

Ürün/ürün parçalarında değişiklikler, üreticiden/satıcıdan gelmeyen parçalarla/sarf malzemeleriyle değiştirilmesi veya kullanılması durumunda meydana gelebilecek hasarlar için sorumluluk kabul edilmez.

Ürünlere dübel ve vida gibi duvara sabitleme araçları eklenmişse, bunlar sadece sağlam ve tek tip malzemelerden yapılmış duvarlarda kullanılmak üzere tasarlanmıştır. Bir bağlantı sadece bağlantı elemanı ve duvar arasındaki bağlantı kadar iyidir. Lütfen mobilyayı sabitlemeden önce duvarınızın hem ayakta hem de asılı mobilya için uygunluğunu kontrol edin ve sadece uygun bağlantı elemanları kullanın. Olası bir delme işleminden önce delme alanında tesiat olmadığının emin olun. Sonuçta, montaj yapan kişi duvara sabitlemekten sorumludur.

Bu aynı zamanda elektrikli parçaların ve diğer yapısal aksesuarların montajı için de geçerlidir. Elektrikli parçaların ve diğer ınsaatla ilgili aksesuarların montajı/kurulumu sadece yetkili uzman personel tarafından yapılabilir. Tüm elektrik ve yapısal kurulumlar, eyletinizdeki geçerli standartlara ve güvenlik yönetmeliklerine uygun olarak yapılmalıdır. Işık kaynakları için lütfen sadece izin verilen aydınlatma güçlerini kullanın. Maksimum Watt değerine uyulmaması durumunda aşırı ısınma nedeniyle yangın riski söz konusudur. Yangın tehlikesi nedeniyle aydınlatmaların üstünü kapatmak yasaktır.

Mobilyaların düzgün fonksiyonu sadece düz ve yatay konumda garanti edilir. Kapılar önceden ayarlanmıştır, ancak yerel koşullar nedeniyle yeniden hizalanması/ayarlanması gerekebilir. Lütfen maksimum yük ile ilgili ağırlık bilgilerine uyun. Mobilyaların üzerine çıkılması yasaktır. Yanlış kullanım mobilyaların devrilmesine neden olabilir. Bunu önlemek için mobilyalar her zaman devrilmeye karşı emniyete alınmalıdır. Aşırı yük/aşırı zorlama durumunda (özellikle oyun oynayan çocuklar, insanlar, malzeme veya diğer uygunsuz etkilere nedeniyle) kırılma ve yaralanma riski söz konusudur. Kalıcı sağlamlığı güvenceye almak için tüm vidalar ve yük taşıyan bağlantı noktaları 5-6 hafta sonra tekrar sıkılmalıdır.

B A K I M:
-Mobilya bakımıyla ilgili notlar-
Ürününüzün keyfini alabildiğince uzun süre çıkarabilmemiz için lütfen uygun mobilya bakımıyla ilgili talimatlarınızı dikkatle alın.

Temizlik sırasında temiz, kuru ve yumuşak pamuklu bir bez kullanın. Mobilyanız kapsamı bir temizliğe ihtiyacı varsa, bezi biraz su veya mobilya temizleyicisiyle nemlendirebilir ve ardından temizlenen eşyaları kurutabilirsiniz. Metal ve cam parçaları, üzerindeki bakım talimatlarına göre piyasada bulunan metal ve cam temizleyicilerle en iyi şekilde temizleyebilirsiniz. Temizlik maddeleri, mobilya temizliği için uygun olduklarının açık bir göstergesini taşımaktadır.

Hiçbir koşulda buharlı temizleyiciler, kostik, aşındırıcı veya etkilene aşına olmadığınız diğer maddeleri kullanmamalısınız.


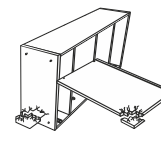
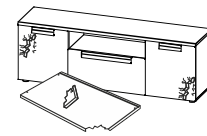
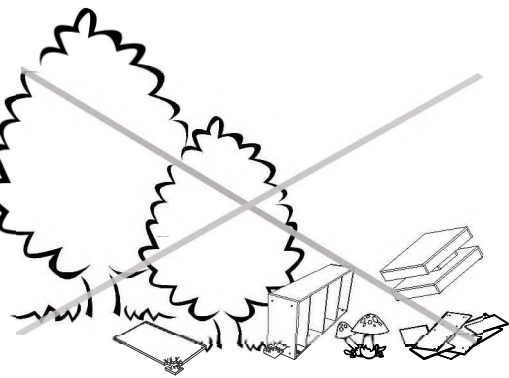


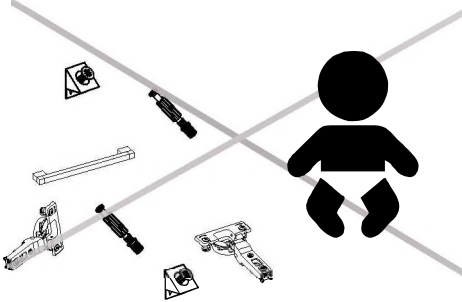

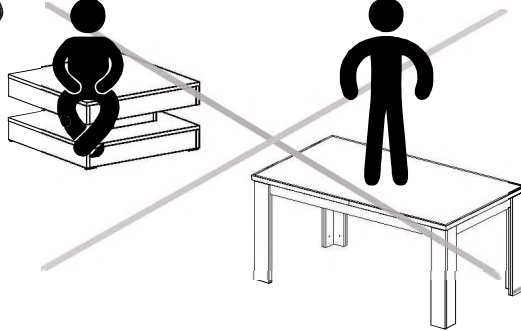
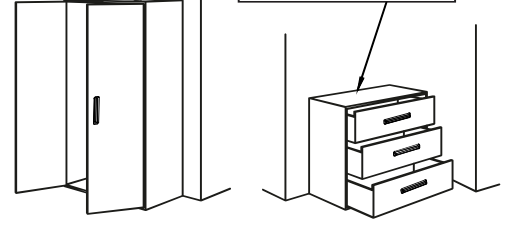
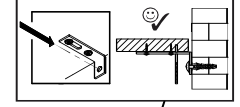
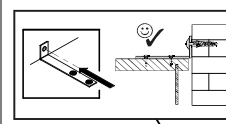
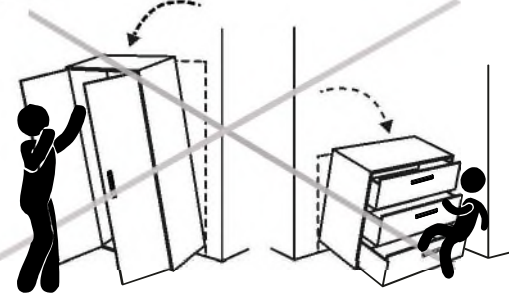
D İ K K A T: Çok parlak yüzeyler teslimat sırasında koruyucu bir folyoyle korunur. Bunu tamamen monte edilene ve tozu temizlenene kadar mobilya üzerinde bırakın. Koruyucu folyonun çıkarıldığı çok parlak elemanlar ancak 72 saat sonra temizlenebilir ve kullanılabilir (ortam havasında son katlaşma süresi). Yüzeylere keskin nesnelere zarar vermemeyi ve asla güçlü güneş ışığına maruz bırakmayın.

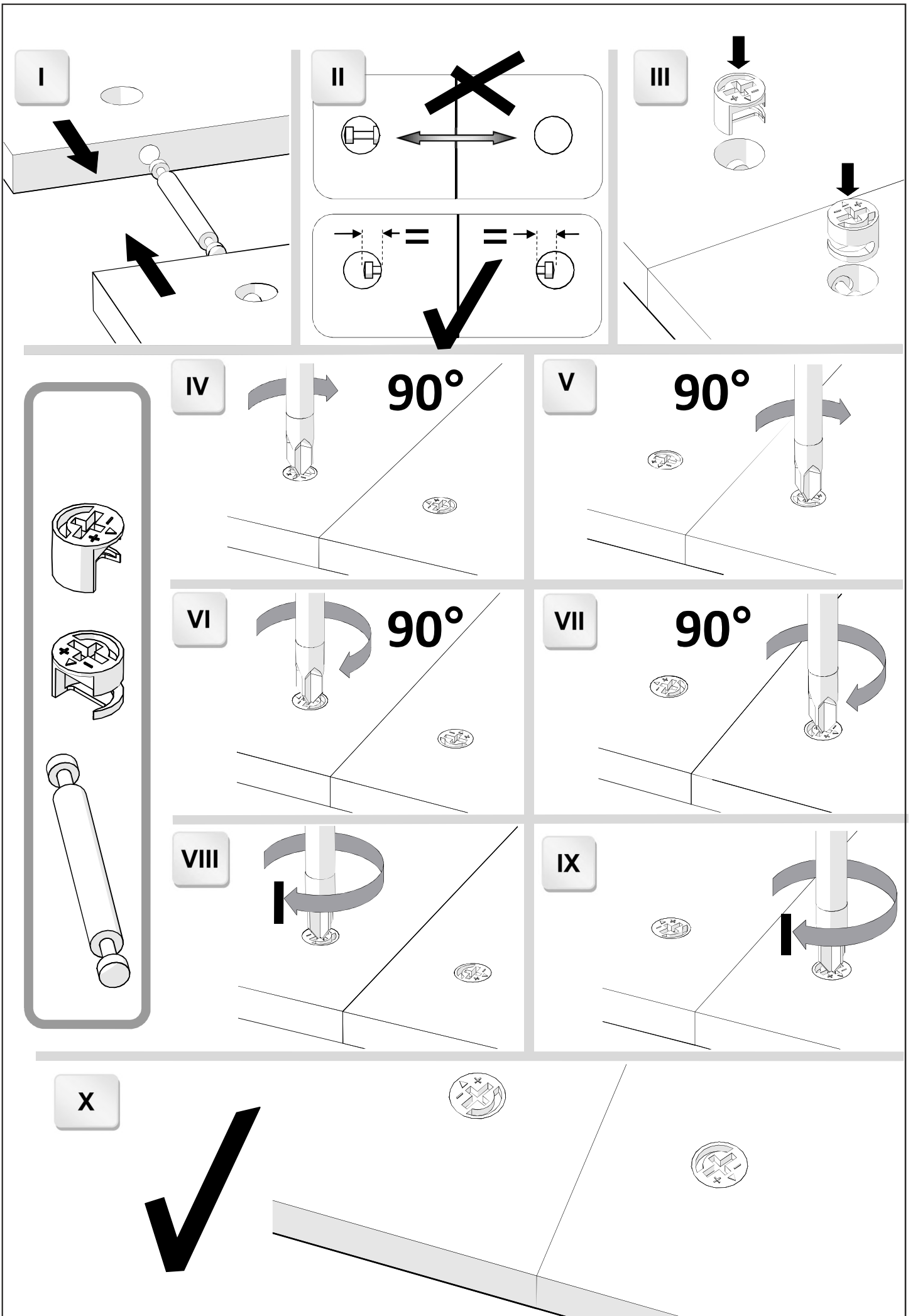
T A S F İ Y E

-Tasfiyeyle ilgili notlar-
Çevre için lütfen türüne göre ayrılmış ambalaj atıklarını doğaya değil, bunlar için sağlanan atık/geri dönüşüm kutularında tasfiye edin. Hasarlı veya kullanılmaz mobilyalar, her bir parçanın geri dönüştürülmesi için özel geri kazanım tesislerine gönderilebilir.

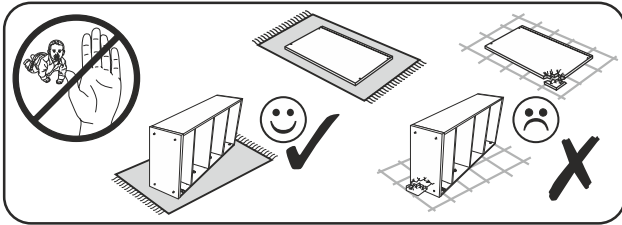
Artık kullanılmayan ancak hala işlevsel olan mobilyaların hemen tasfiyesi edilmesi gerekmez. Bunları örneğin hayır kurumlarına bağışlayın.

Yeni mobilyalarınızı güle güle kullanın.

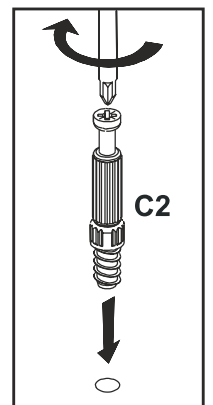
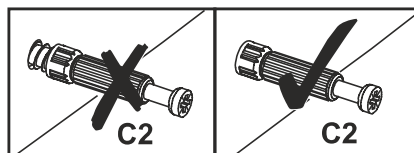
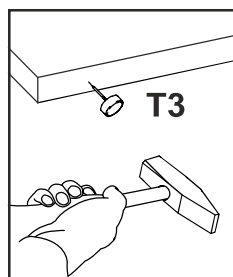
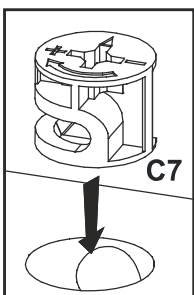
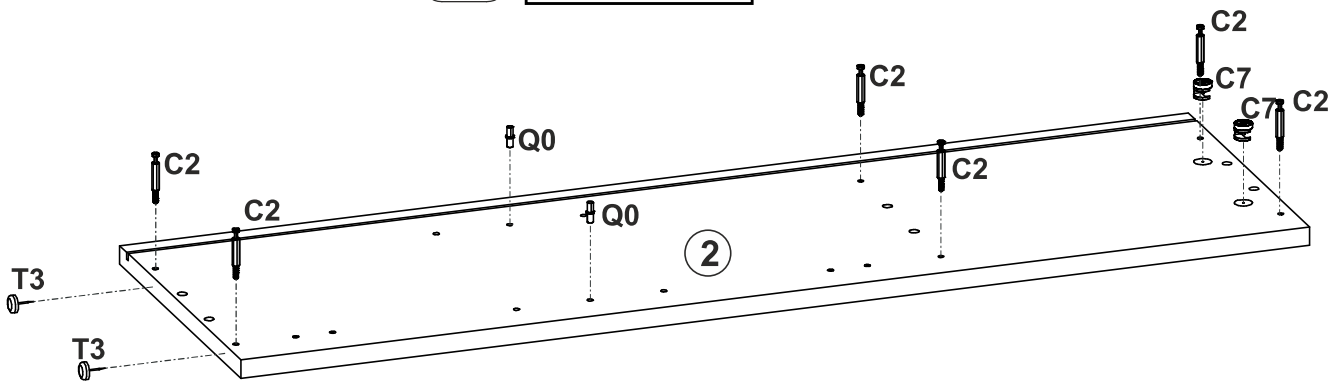
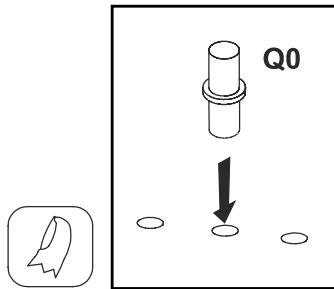
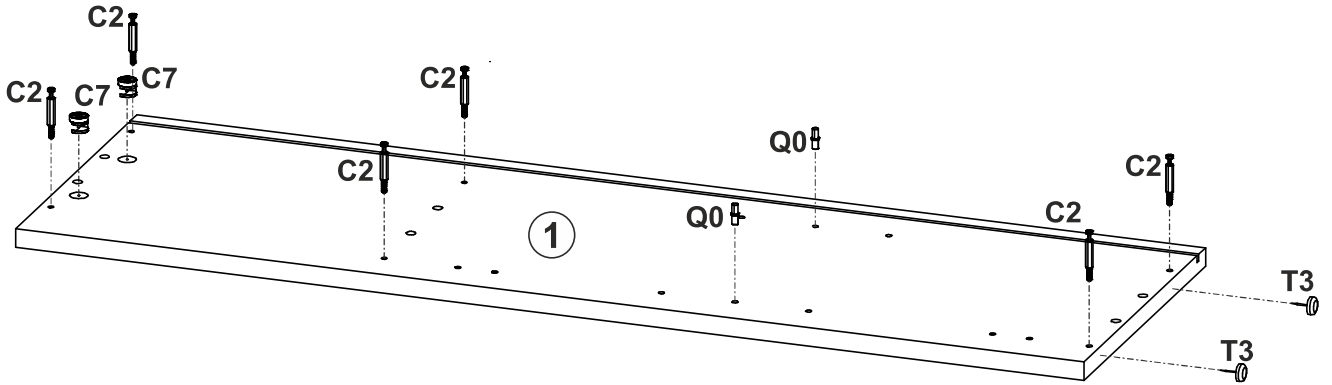




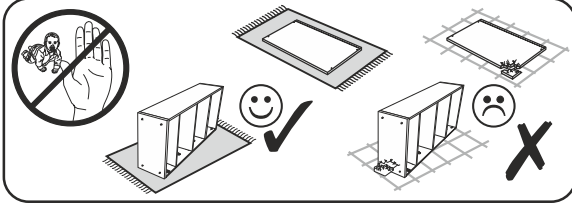
1



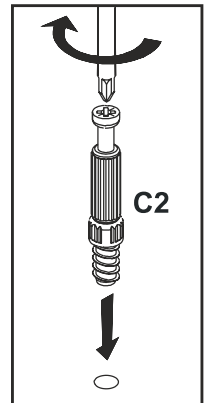
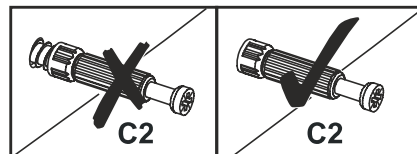
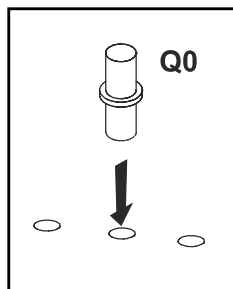
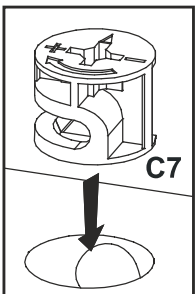
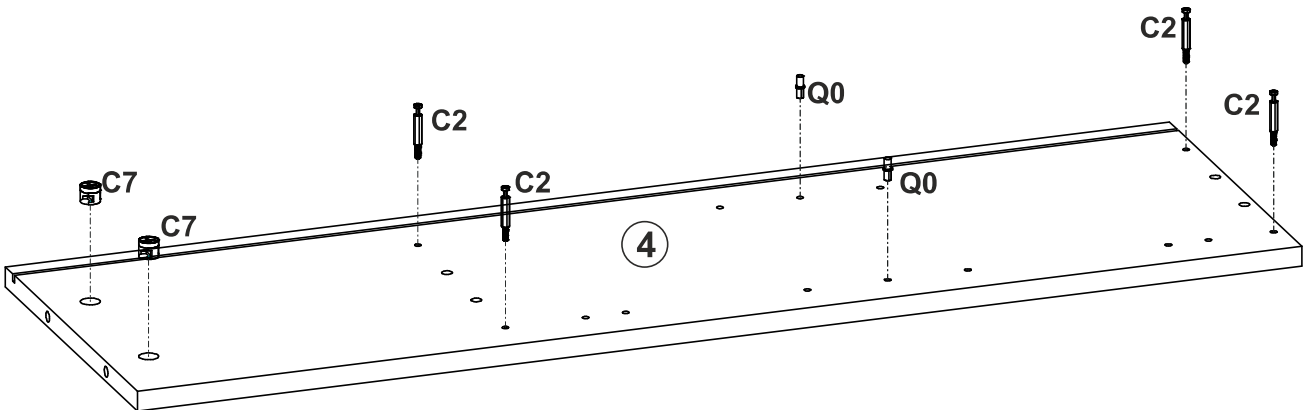
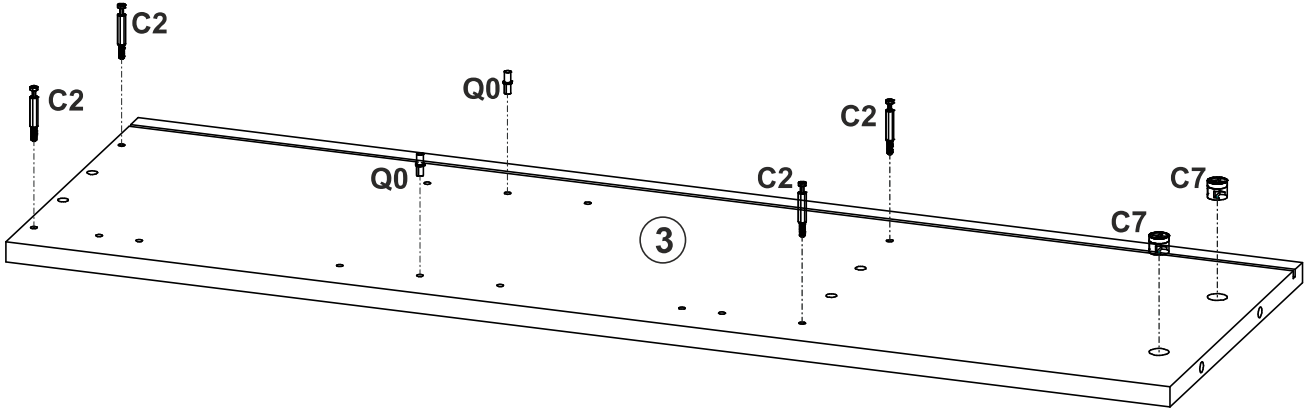
C2	C7	Q0	T3
	 16mm		
x12	x4	x4	x4



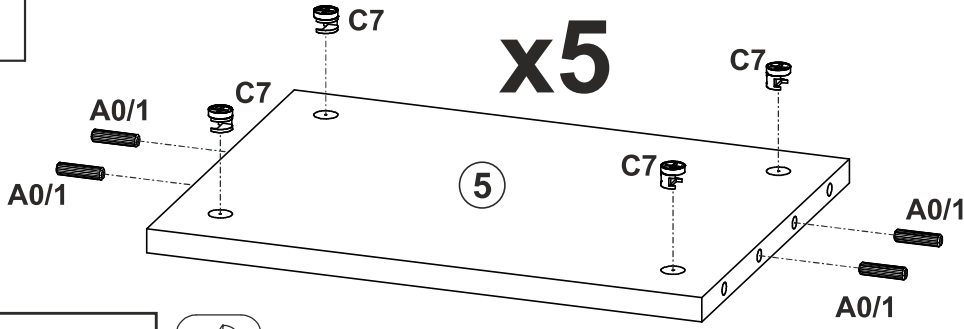
2



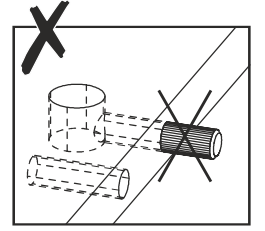
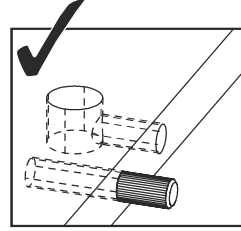
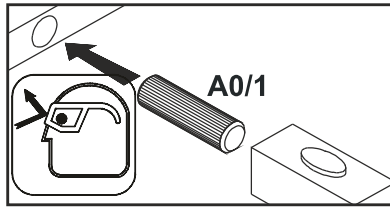
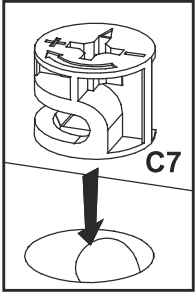
C2	C7	Q0
	 16mm	
x8	x4	x4



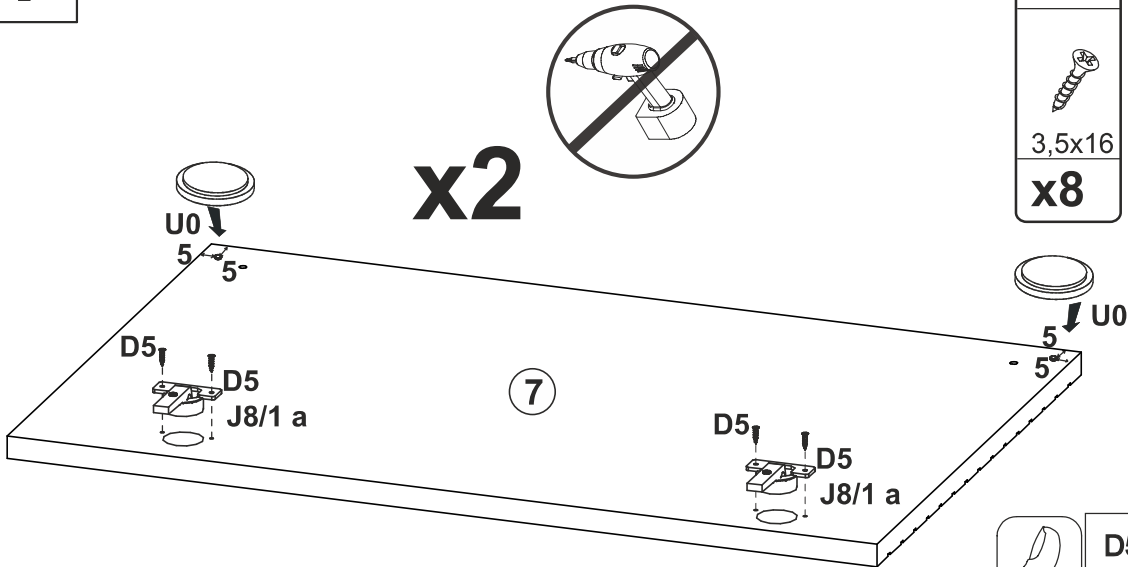
3



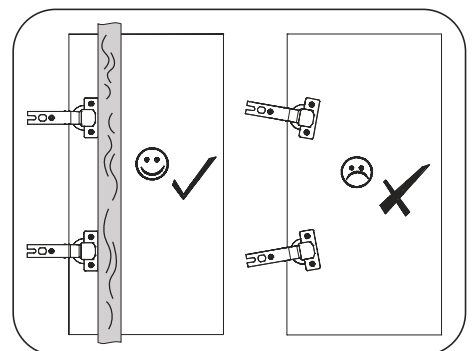
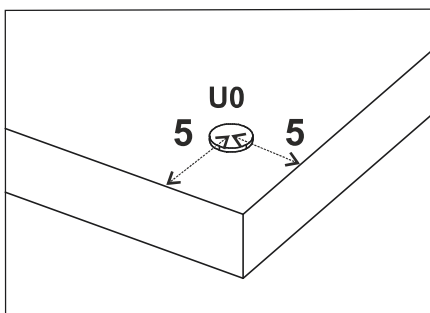
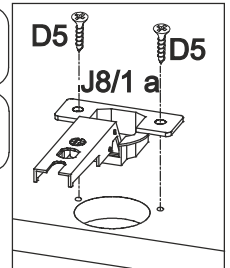
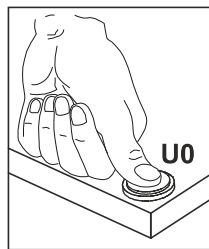
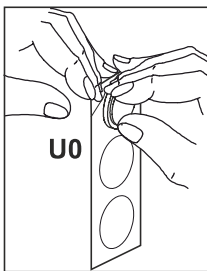
A0/1	C7
Ø8x30	16mm
x20	x20



4



D5	J8/1	U0
3,5x16	a	
x8	x4	x4

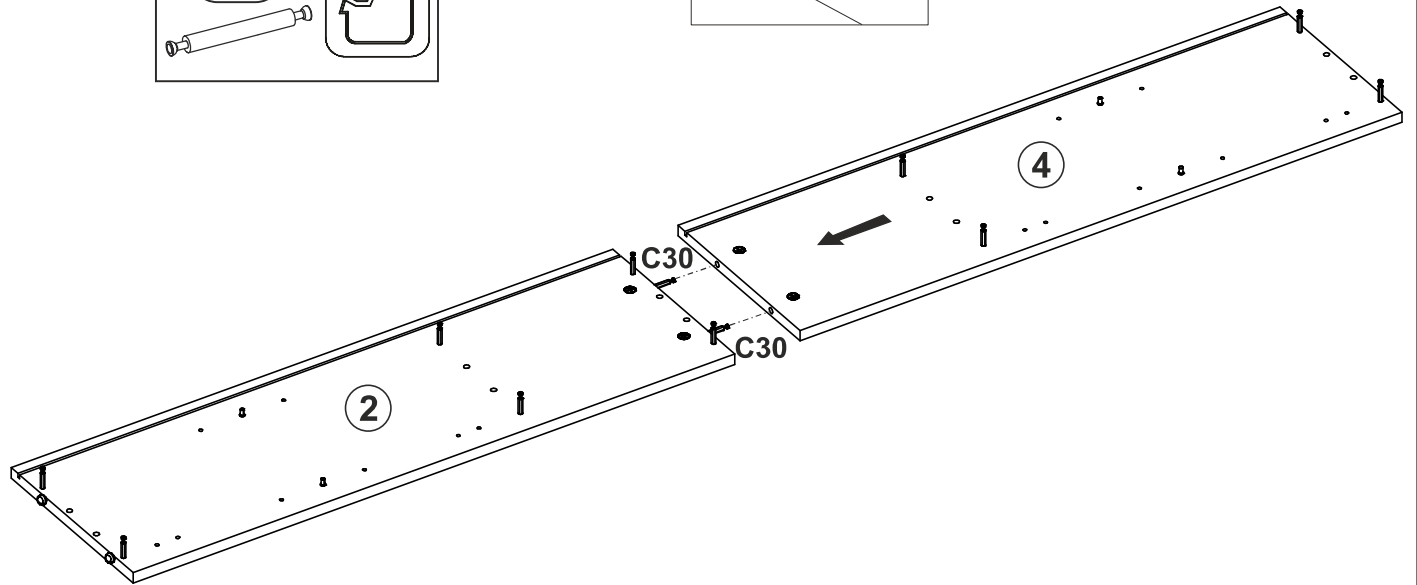
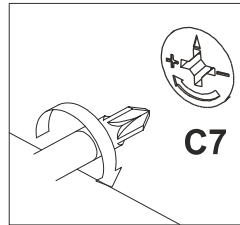
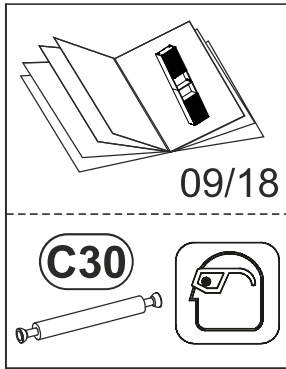
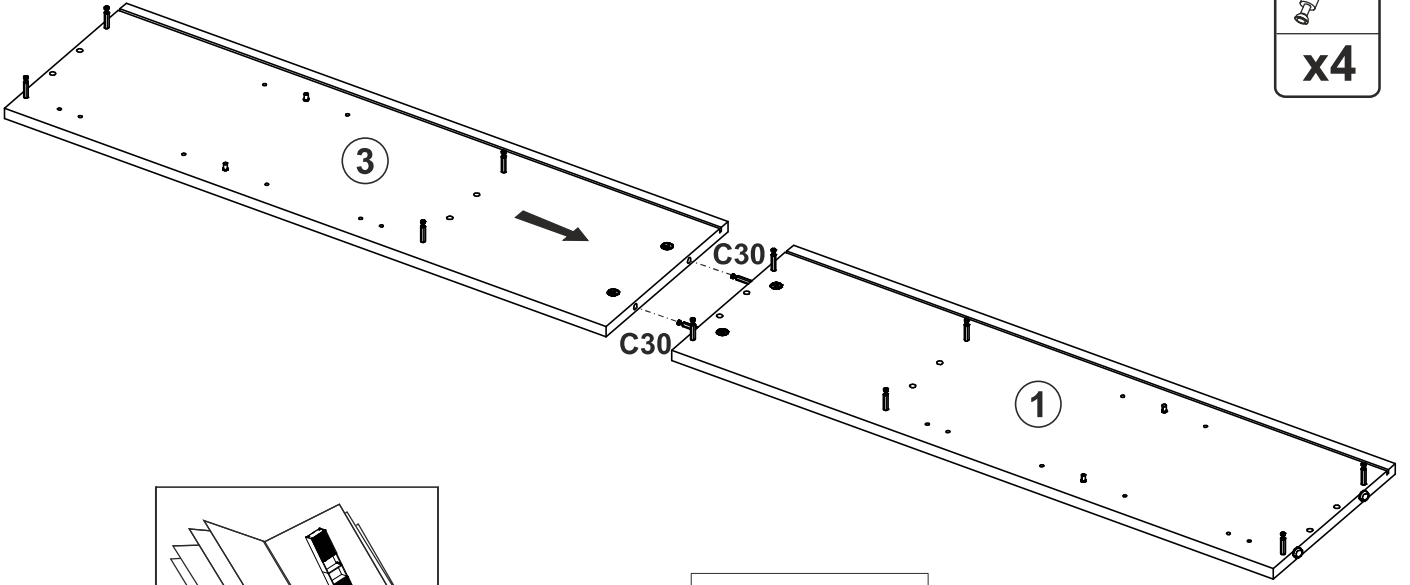


5

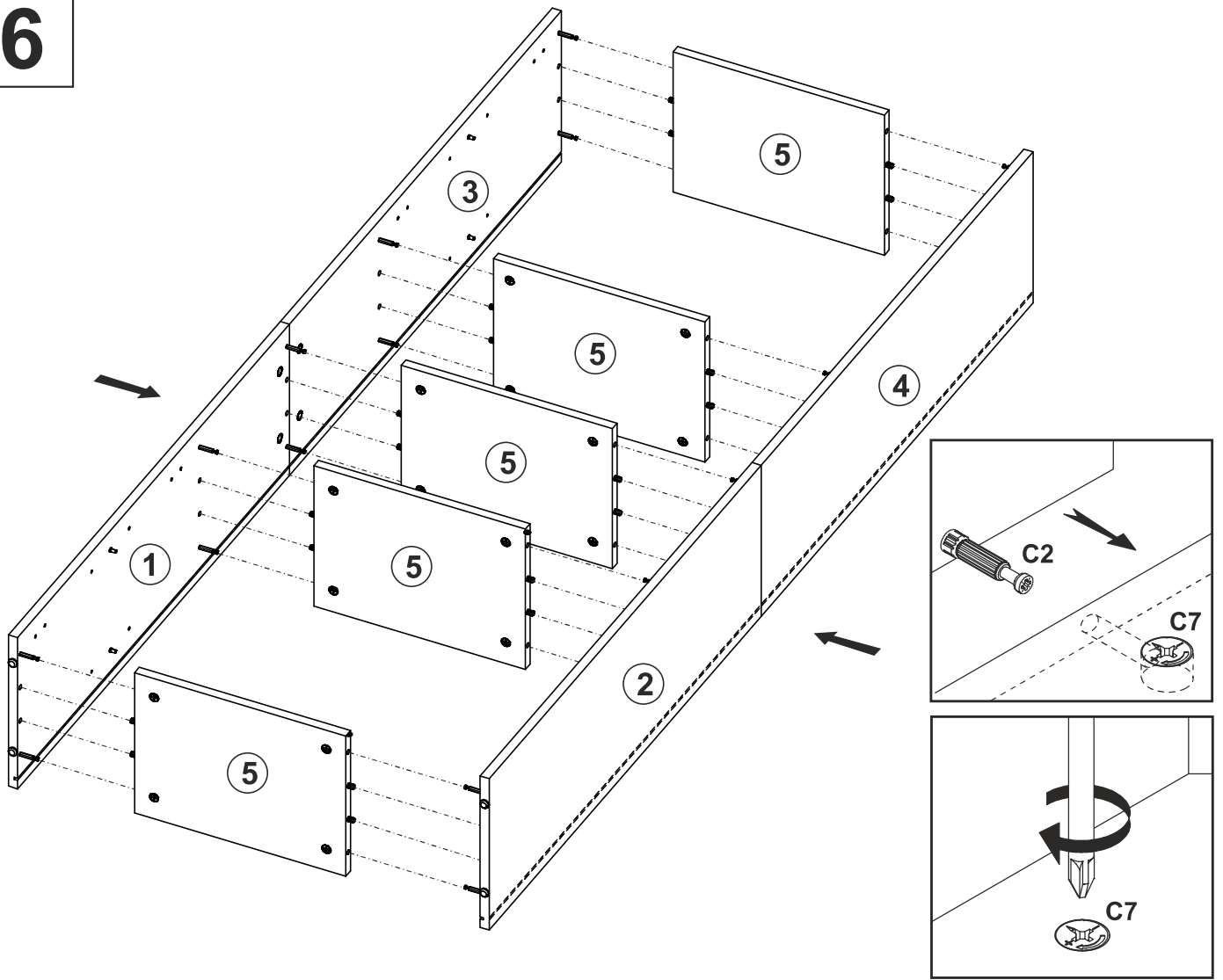
C30



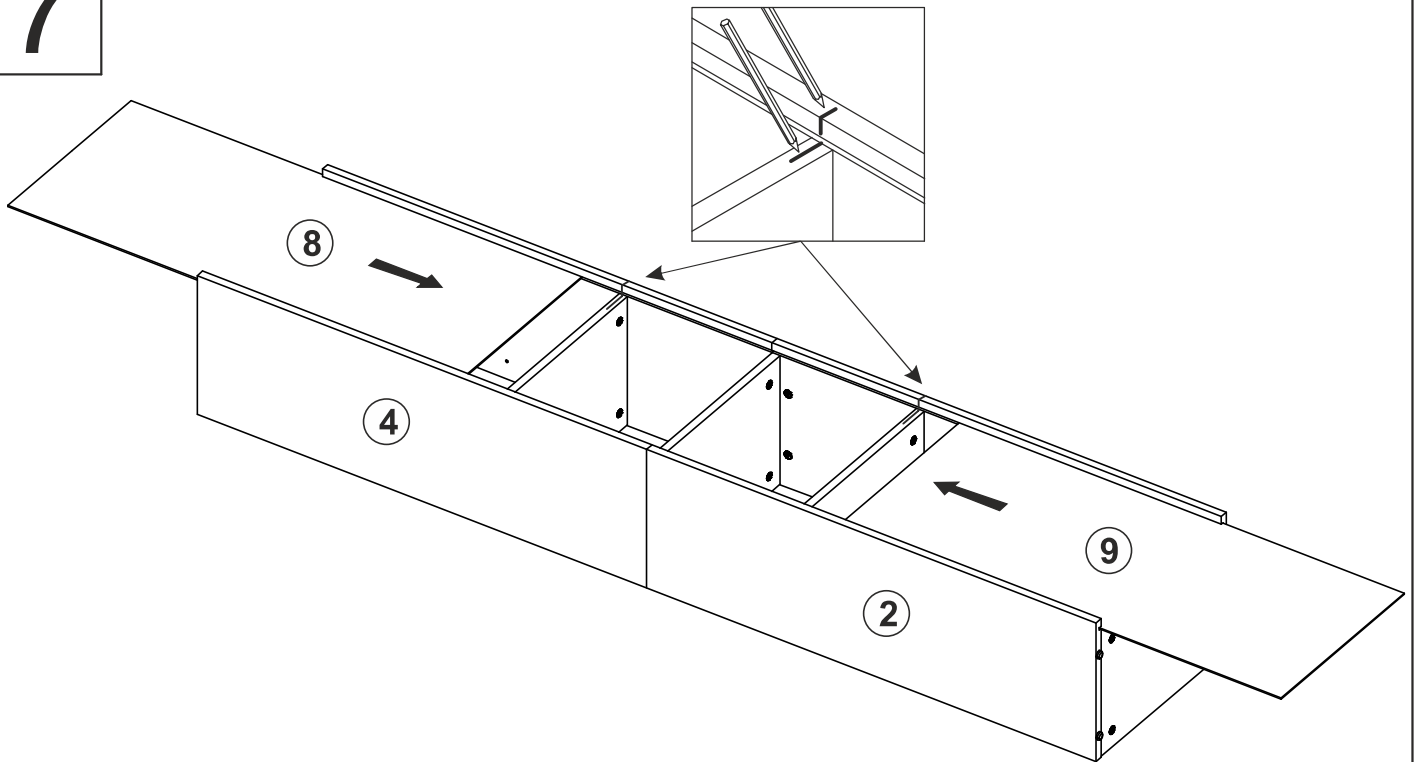
x4



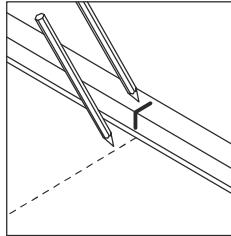
6



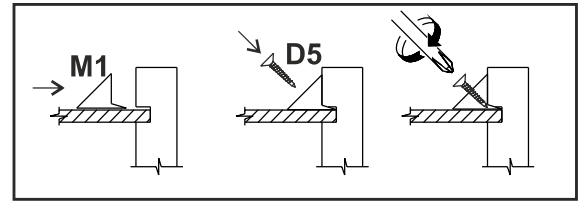
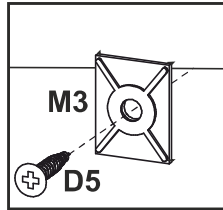

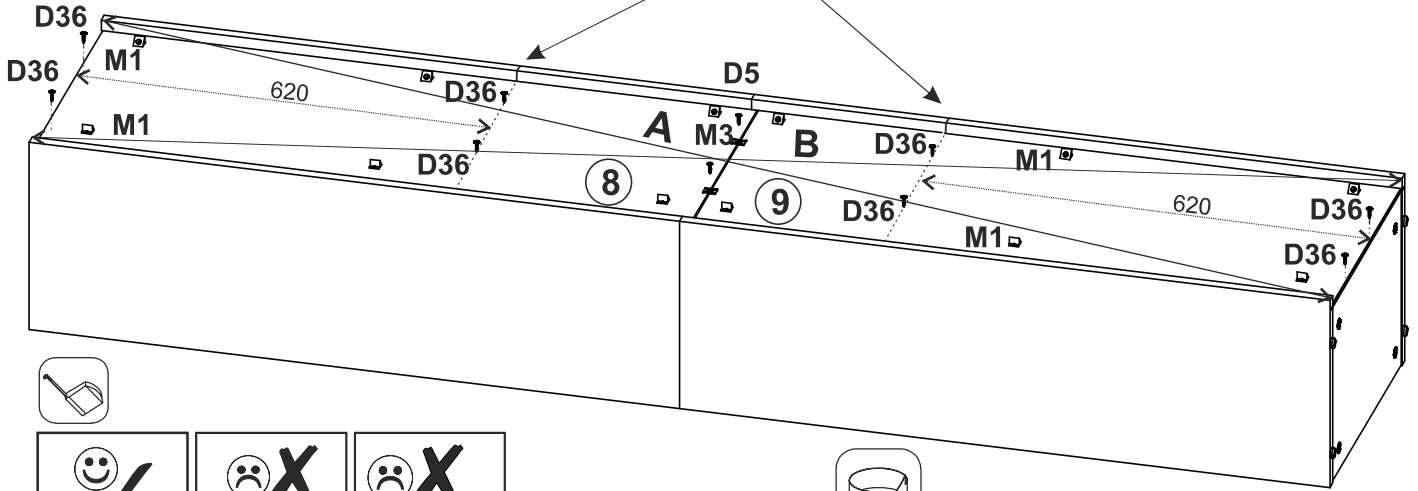
7



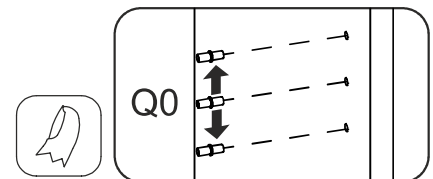
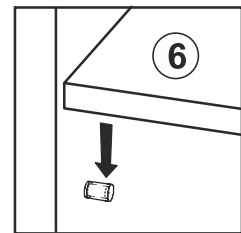
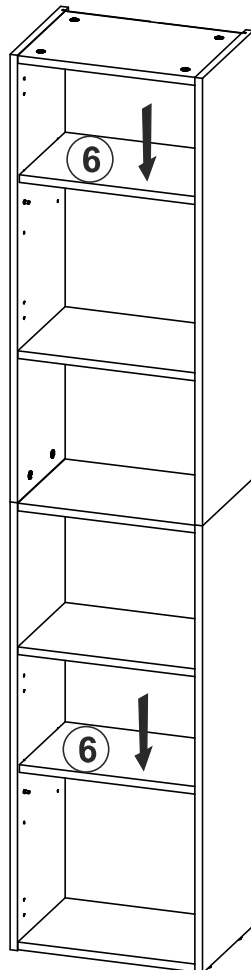
8



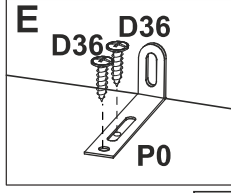
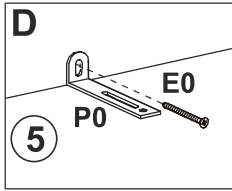
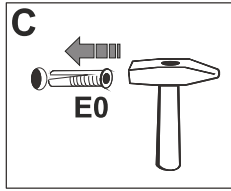
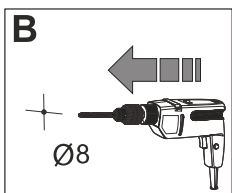
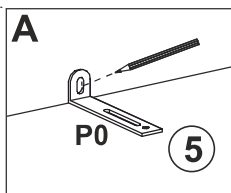
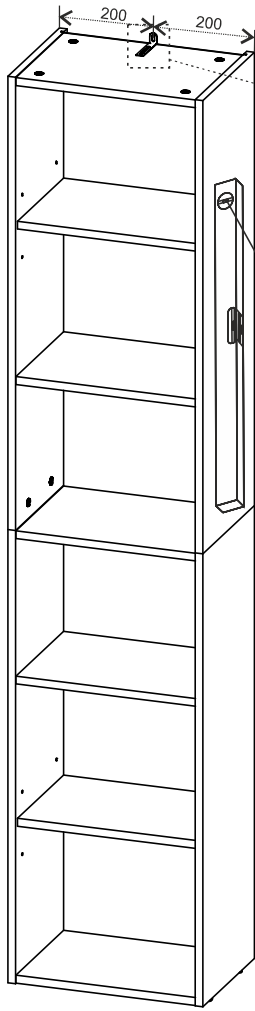
D5	D36	M1	M3
3,5x16	3.5x16		
x14	x8	x12	x2



9



10



D36

3.5x16

x2

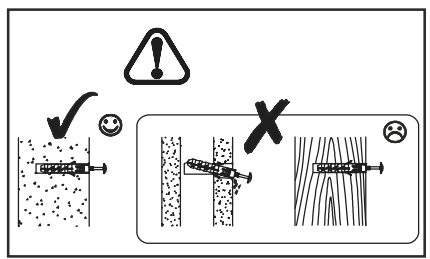

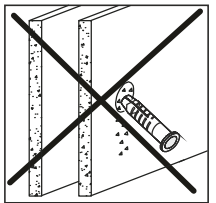
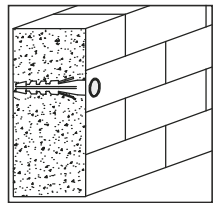
E0

8x50

x1

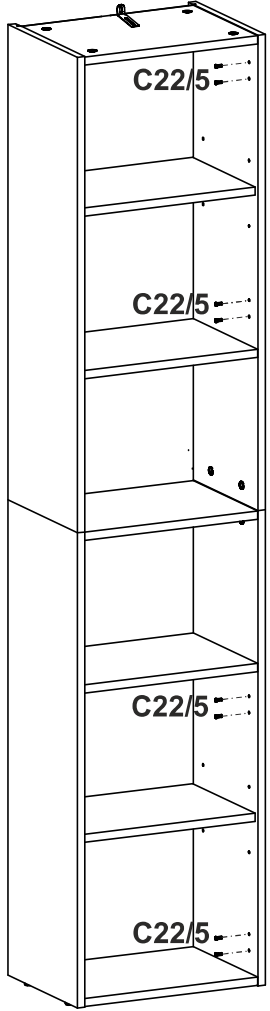
P0

x1



11

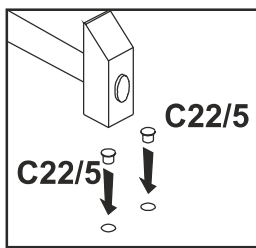
L



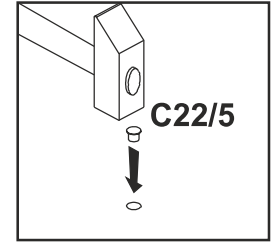

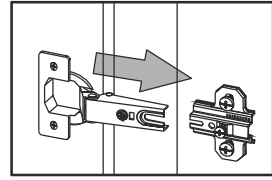
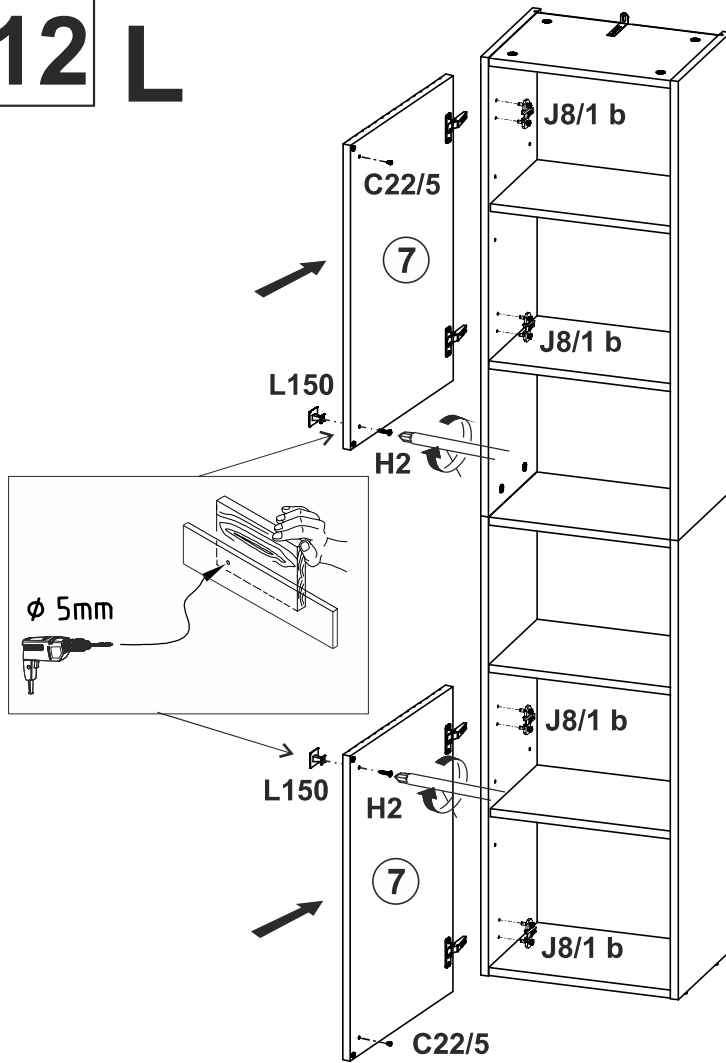
C22/5

Ø5

x8

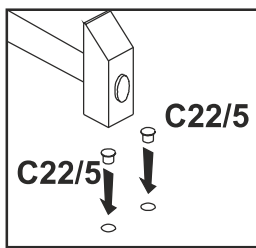
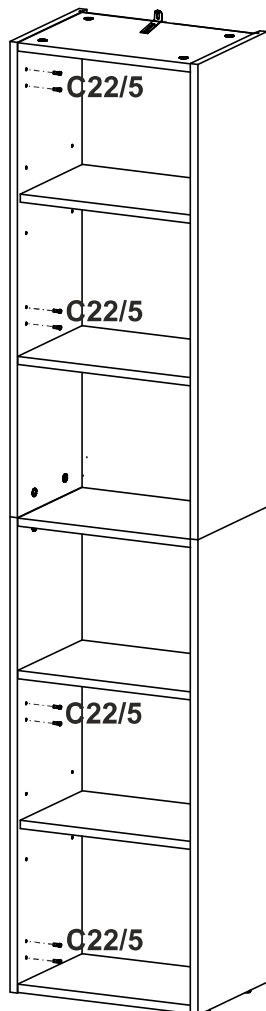


12 L



- | | |
|--------------|-------------|
| C22/5 | J8/1 |
| | |
| Ø5 | b |
| x2 | x4 |
| H2 | L150 |
| | |
| 4x22 | |
| x2 | x2 |
| | |
| | |

11 R



- | |
|--------------|
| C22/5 |
| |
| Ø5 |
| x8 |

12 R

C22/5

J8/1



Ø5

x2



b

x4

H2

L150

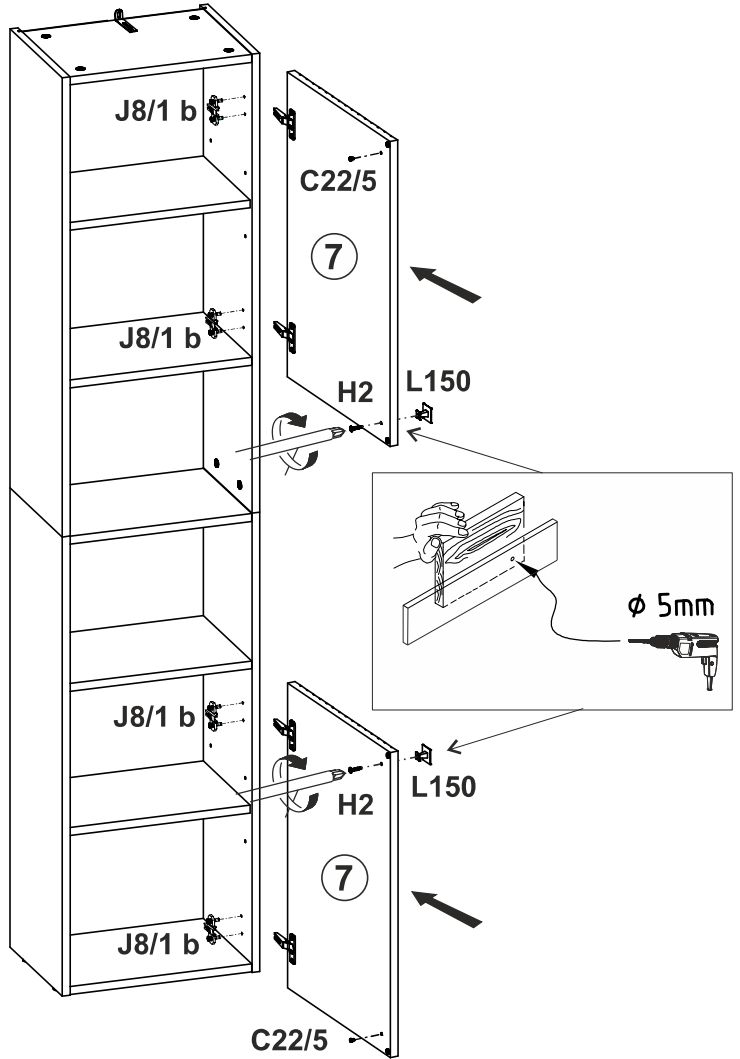
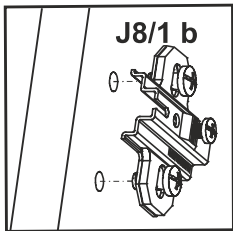
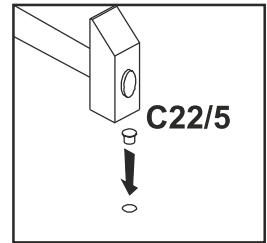
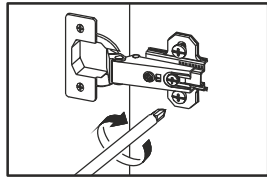
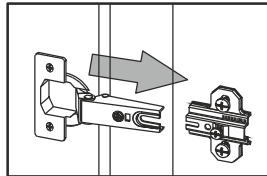


4x22

x2

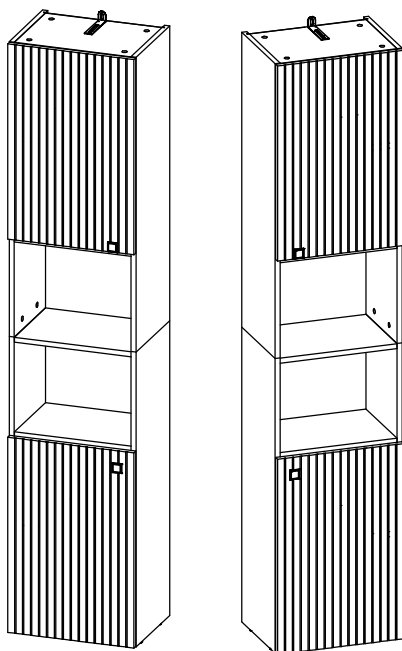


x2



13

L R



C0/11



x28

