


Instruction Manual

48102

Safety Instructions

1. For indoor use only.
2. Electrical connections may only be carried out by expert staff.
3. The external flexible cable or cord of this luminaire cannot be replaced.
If the cord is damaged, the luminaire shall be destroyed.
4. The manufacturers do not accept responsibility for injuries or defects caused by improper use of a luminaire.
5. Attention! Prior to starting installation work, de-energise the power line.
6. Do not mount the luminaire on wet or conducting background.
7. Protection class II . This luminaire is particularly isolated and must not be connected to a protective earth-terminal.
8. Attention! Make sure that the power cable or cord will not be damaged during installation.
9. The given main voltage (230V/50Hz) may not be exceeded.
10. Please find all valid symbols for this lamp on the product label and on the packaging.
11. If replaced the defective lamp, be sure that the new lamp has the same design, wattage and voltage as the defective lamp.
12. Keep the luminaries away from wetness!

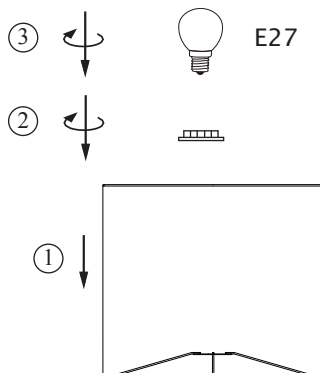
Technical data:

Lampholder: E27


Rated voltage/frequency: 230V~ / 50Hz/ 1×Max.20W

Assembling Instructions

1.



2.



Advice for environmental care

Don't put this article to normal domestic waste after it meets the end of durability. You have to bring it to a waste disposal or recycling centre for electrical waste. That's the meaning of this symbol which you can find directly on the article, in the assembling instruction or on the packaging. The materials are recyclable. With the recycling of these materials you make a big contribution to environmental protection. Please ask your local government where to find the next recycling centre.